


ACDelco[®]

Spark Plugs



Australian Catalogue

The ACDelco Story

ACDelco is a premium line of automotive parts sold throughout the world for practically any type of vehicle anywhere in the world...with 70,000 high quality parts covering over 30 product lines to fit most major auto manufacturers.

The extraordinary expertise in automotive technology gives ACDelco a distinct advantage over other suppliers.

Our resources enable ACDelco products to meet or exceed the most stringent original performance standards. When it comes to offering dependable replacement parts for a wide variety of product line and applications, our coverage spans the world.

With over 80-years of tradition as an industry leader, ACDelco has acquired the resources, technical advancements and manufacturing processes to outperform the competition anywhere in the world.

ACDelco's resources and capabilities put us on the leading edge of automotive replacement part technology. Consumers and installers can be sure of getting parts to fit today's sophisticated automotive systems - with an emphasis on dependability, availability and quality.

All information contained in this catalogue is based on authoritative information available at the time of publication. However, while every precaution has been taken in the compilation of this information, we cannot accept responsibility for inaccuracies in print or specifications.

© 2004 General Motors Corp. All rights reserved.

No part of this publication may be reproduced, stored in any retrieval system or transmitted in any form or by any means, including but not limited to electronic, mechanical, photocopying, recording or otherwise, without the prior written permission of General Motors Corp. This includes all texts, illustrations, tables and charts.



Spark Plugs 2004/1

Contents

What's New

<i>What's New in our Spark Plugs Catalogue</i>	3
--	---

Spark Plug Descriptions

<i>About ACDelco Regular Spark Plugs</i>	5
<i>About ACDelco RapidFire Spark Plugs</i>	6
<i>About ACDelco Platinum Professional Spark Plugs</i>	7

Workshop Guide

<i>Selection & Installation Procedure</i>	8
<i>How Spark Plugs Misfire</i>	10
<i>Advice Regarding Engines Using Alternative Fuels</i>	12
<i>Trouble Shooting</i>	13
<i>Numbering System</i>	16
<i>Heat Range Advice</i>	20

Application Listings

<i>Cars, Light Commercials & Trucks</i>	21
<i>Marine</i>	46

Numerical Listings

<i>By Spark Plug Type & Number</i>	47
--	----

Cross References

<i>ACDelco, Bosch, Champion, Denso, Motorcraft, NGK</i>	64
---	----

Other Reference

<i>Supersessions & Deletions</i>	75
<i>Spark Plug Characteristics</i>	76
<i>Abbreviations & Notes List</i>	80



Updated Data

Existing application data has been entirely updated to reflect current engineering advice.

What's new in our 2004/1 Spark Plugs Catalogue?

New Platinum Professional Range

ACDelco is pleased to introduce the new Platinum Professional range of premium spark plugs in this 2004/1 catalogue.

Designed for drivers and technicians who demand the best available, ACDelco's new Platinum Professional range not only perform better, they will outlast any other plug we offer.

18 New Part No's

On top of the 9 new Platinum Professional numbers we've added to the range, you will find another nine new 'european-style' part numbers added to our regular range of spark plugs.

More Applications

Compared to our previous 2001/1 catalogue, you will find over 650 more listings for both old & new-release vehicle and marine applications.

More Cross References

You will find over 1650 new cross references to more manufacturers, including: ACDelco to ACDelco, as well Bosch, Champion, Denso, Motorcraft and NGK to ACDelco.

Each part number is crossed in a single line to ACDelco's entire range of Regular, RapidFire and Platinum Professional Plugs wherever possible.

Updated Layout

To make it even easier to find the vehicle you are looking for, application data has been tabulated to separate the model name & details.

Gap Information Added

Wherever possible, standard Gap information is now displayed alongside the part number recommended for every application.

Notes Column

In line with other current ACDelco catalogues, columns for both application and part-number specific notes have been added to the application section.

Numerical Lists

Also in keeping with other catalogues in the ACDelco range, this catalogue includes a detailed Numerical List Section to assist with stocking decisions and possible application identification.

Workshop Guides

A new section with workshop information has been added to assist with spark plug selection, installation and servicing.

Troubleshooting

To assist with troubleshooting, we've added photographs of normal and damaged plugs with detailed technical advice for each.

Spark Plug Numbering

ACDelco's numbering systems for every range of spark plugs are now explained in detail in this new section.

Abbreviations & Notes

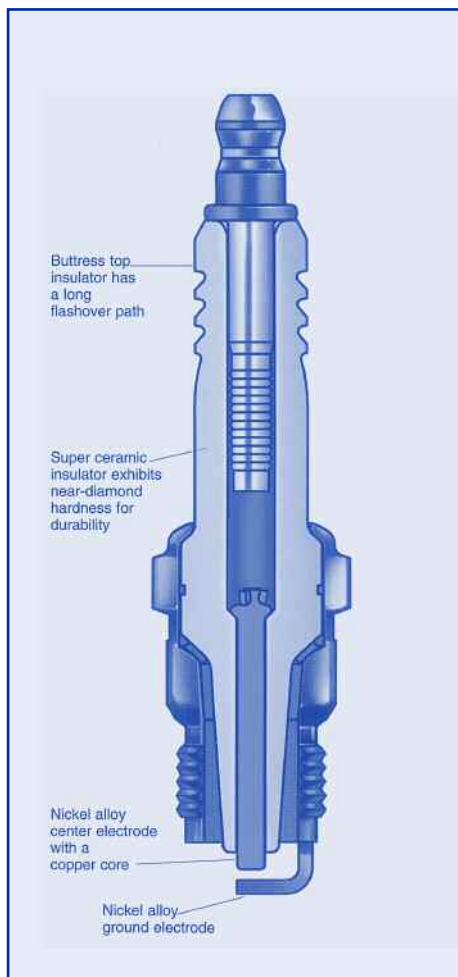
Abbreviations and notes used are listed.

Spark Plug Dimensions

Detailed dimensions and technical characteristics are now listed for each part number in this new section.

The ACDelco logo is displayed in a bold, italicized, sans-serif font. The letters 'AC' are joined together, and 'Delco' follows. A registered trademark symbol (®) is located at the top right of the 'o'. A horizontal line is positioned directly beneath the entire wordmark.

About ACDelco Regular Spark Plugs



Background

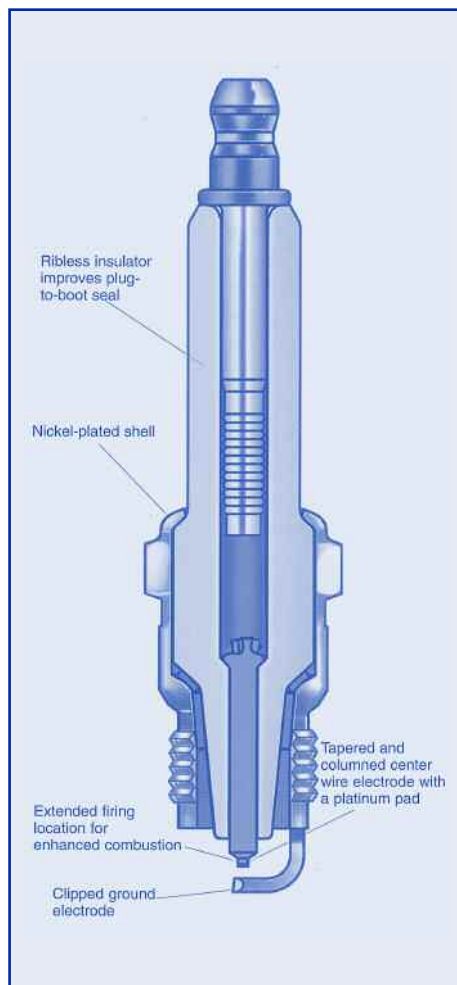
ACDelco's hardworking and dependable range of regular spark plugs come packed with features that we call regular, but others call special.

Features & Benefits

- Long insulator tip for improved fouling resistance.
- Nickel alloy center electrode with a copper core that improves heat dissipation from the insulator tip.
- Monolithic glass-seal design prevents harmful compression leakage.
- Designed for overall everyday reliability.
- Solid, consistent performance.
- For most makes and models.

ACDelco®

About ACDelco RapidFire™ Spark Plugs



Background

ACDelco RapidFire Spark Plugs have been redesigned to meet your vehicles demands for improved performance, longer life and optimum efficiency.

Advanced design features offer quicker throttle response, smoother idling and better fuel economy compared to conventionally designed spark plugs.

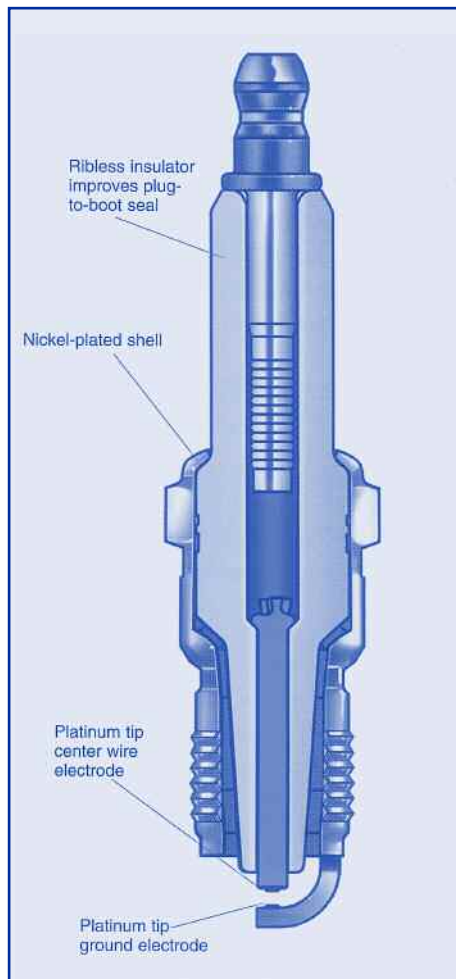
Features & Benefits

- Up to 18%* quicker throttle response.
- Up to 27%* smoother idle.
- Up to 17* times more corrosion protection.
- Up to 2%* greater fuel economy.
- Fast, consistent starts in all weather.
- Nickel plated shell for increased corrosion protection.
- The platinum tipped ground wire increases plug life, burns cleaner and more efficiently.
- The gap is preset from factory.
- Improved fuel consumption.
- Plated shield gives up to 17 times more corrosion resistance.
- Easy to remove & keeps looking good in engine compartment.
- Available to suit most makes & models.

* Compared to conventional spark plugs

ACDelco®

About ACDelco Platinum Professional™ Spark Plugs



Benefits

Engineered to meet the needs of drivers who demand the best, ACDelco Platinum Professional Spark Plugs are more efficient and longer lasting than any other type of spark plug we offer.

Features & Benefits

- Feature a dual platinum tip for significantly improved resistance to spark erosion and fouling in the corrosive combustion chamber environment.
- Designed to last for a minimum of 100,000 kilometres.
- Platinum pads on both the center and ground electrodes lower the ignition demand voltage and reduce possible flame kernel quenching.
- Operate under high temperatures.
- Corrosion resistant nickel-plated shell offers superior longevity.
- Comfortable with increased performance demands.
- Available to suit most makes and models.

ACDelco®

Spark Plug Selection & Installation Guidelines

Selection Procedure

1. Check the application section in this catalogue for the recommended spark plug.
2. Check condition of old spark plugs and driving conditions of application and adjust heat rating if appropriate.

To function correctly, spark plugs need to operate hot enough to burn off deposits, and remain below pre-ignition temperature.

Due to variable driving conditions (including high output engines running on light loads), sometimes it's necessary to recommend more than one type of spark plug per vehicle.

Installation Procedure

1. When removing spark plugs from an engine always place them in an order so that plugs can be matched to a cylinder. This makes it easy to analyse and trouble-shoot individual cylinders and engine condition.
 - Note the colour of the insulator and electrode wear.
 - If one or two plug ends are oily or look different from the others, perform a compression test and electrical check.
 2. Follow the Selection Procedure to select correct replacement spark plugs.
 3. Check the electrode gap.
 - Gap information supplied in this catalogue is generally based on the standard setting for the nominated part number.
 - Check engine handbook and adjust gap* if necessary to meet the manufacturer's specifications.
- * RapidFire Gaps are preset at the factory and should not be adjusted.
4. Clean spark plug seating face in cylinder head. The spark plug must make metal to metal contact with the cylinder head because 40% of the heat transfer is through this seat.

NOTE: A 'cold' spark plug range can overheat if this is overlooked.
 5. Check the thread on the spark plug matches the engine. Check the washer faces are clean, and the threads are clean before fitting. Cylinder head and spark plug threads must be free of deposits, burrs and scale. When necessary, "chase" the engine threads with thread cleaning tool.
 6. Fit ACDelco spark plugs
 - Do not grease the threads. The threads of ACDelco spark plugs are nickel plated and do not need to be greased.
 - Screw the spark plug in by hand until the seal or sealing cone touches the cylinder head.
 - Using a spark plug wrench, tighten to the required angle / tension according to the design of the spark plug.
 - When using a torque wrench, the torque specified by the torque specification table (see Table) should be complied with
 - Always use correctly fitting spark plugs spanners to avoid breakage to the insulators.

Torque Specifications:

- Use the following guide to install plugs using a torque wrench.

Cast Iron Heads...

Plug Thread	Pound Feet*	Newton Meters
10mm Gasket Seat	7-11 lb. ft.	10-15 nm
12mm Gasket Seat	11-19 lb. ft.	15-25 nm
14mm Gasket Seat	26-29 lb. ft.	35-40 nm
14mm Tapered Seat	7-15 lb. ft.	9-20 nm
18mm Gasket Seat	32-38 lb. ft.	43-52 nm
18mm Tapered Seat	15-20 lb. ft.	20-27 nm

* Pound feet is also known as foot pounds.

Aluminum Heads...

Plug Thread	Pound Feet*	Newton Meters
10mm Gasket Seat	7-11 lb. ft.	10-15 nm
12mm Gasket Seat	11-19 lb. ft.	15-25 nm
14mm Gasket Seat	15-22 lb. ft.	20-30 nm
14mm Tapered Seat	7-15 lb. ft.	9-20 nm
18mm Gasket Seat	28-34 lb. ft.	38-46 nm
18mm Tapered Seat	15-20 lb. ft.	20-27 nm

* Pound feet is also known as foot pounds.

Spark Plug Selection & Installation Guidelines

Installing Spark Plugs Without a Torque Wrench...

- Use the following guide to approximate the correct torque settings by first finger-tightening plugs and then tightening the advised amount with a spark plug spanner.

Plug Thread	Finger Tight Plus
10mm Gasket Seat	1/4 Turn
12mm Gasket Seat	3/8 Turn
14mm Gasket Seat	1/2 Turn
14mm Tapered Seat	1/16 Turn
18mm Gasket Seat	1/2 Turn
18mm Tapered Seat	1/16 Turn

Finger
Tight



1/16
Turn



1/4
Turn



3/8
Turn

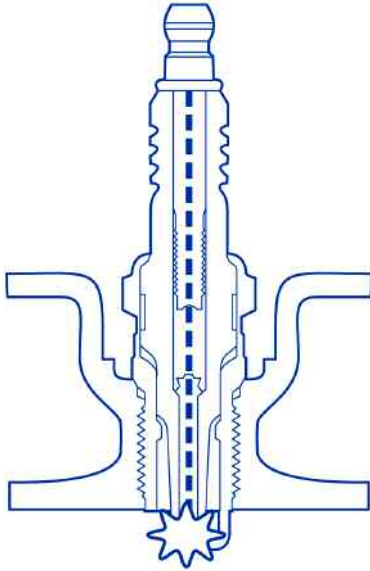


1/2
Turn



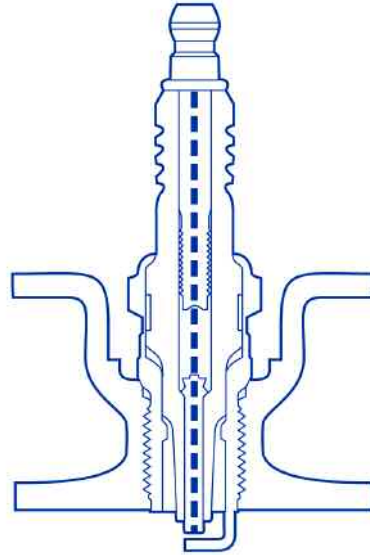
How Spark Plugs Misfire

Normal Ignition



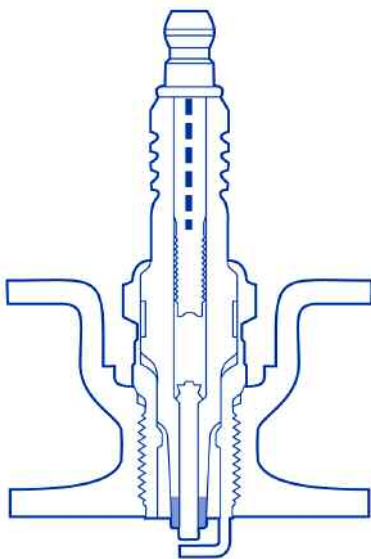
- A high voltage pulse travels down the center electrode, arcs across the gap to the side electrode and properly ignites the fuel/air mixture in the combustion chamber. Spark plugs in good condition, used with an adequate ignition system, will deliver maximum power and fuel economy.

Tracking Arc



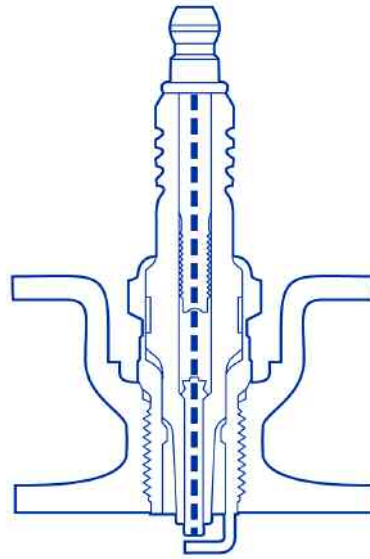
- High voltage arcs between a fouling deposit on the insulator tip spark plug shell. This ignites the fuel/air mixture at some point along the insulator tip, retarding the ignition timing and causing a power and fuel loss.

Pre-Ignition



- The spark plug overheats to the point where the fuel/air mixture ignites before the high voltage pulse arcs across the electrodes. Pre-ignition can also occur when any surface in the combustion chamber remains hot enough to ignite the incoming fuel charge before the timed spark. This condition can easily cause engine damage, as well as loss of power and performance.

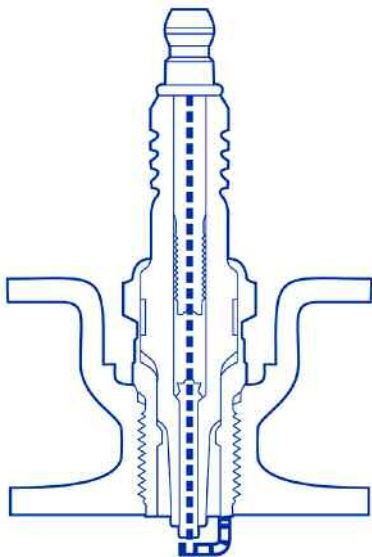
Wide Gap



- Spark Plug electrodes are worn so that the high voltage charge cannot arc across the electrodes. Improper gapping of electrodes on new or "cleaned" spark plugs could cause a similar condition. Fuel remains unburned and a power loss results.

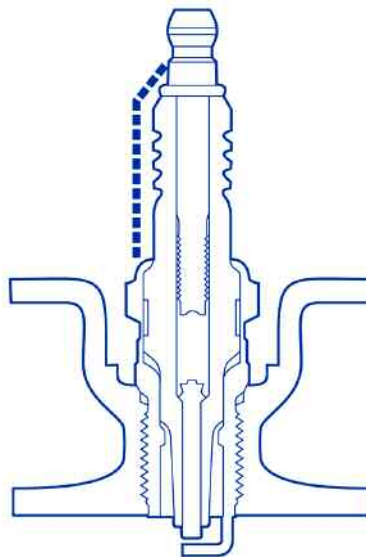
How Spark Plugs Misfire

Bridged Electrodes



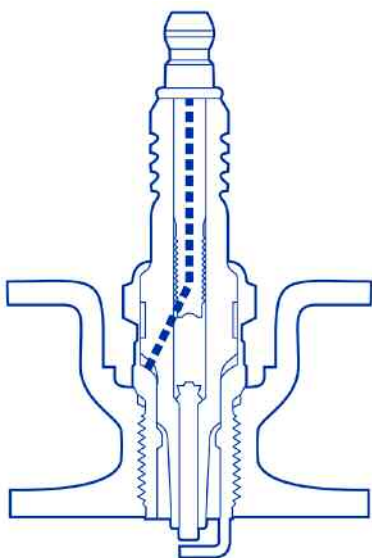
- Fouling deposits between the electrodes 'ground out' the high voltage needed to fire the spark plug. The arc between the electrodes does not occur and the fuel/air mixture is not ignited. This causes a power loss and exhausting of raw fuel.

Flashover



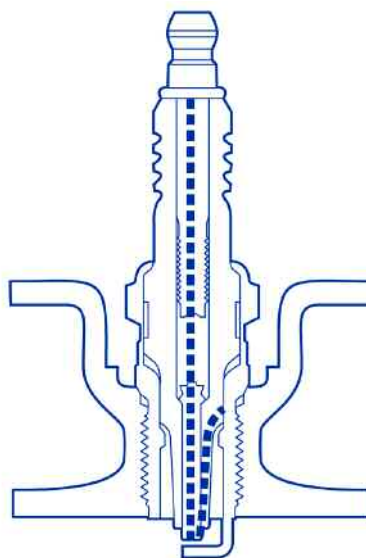
- A damaged spark plug boat, along with dirt and moisture, could permit the high-voltage charge to short over the insulator tip, the spark plug shell, or the engine. ACDelco's buttress insulator design helps prevent high-voltage flashover.

Cracked Insulator



- A crack in the spark plug insulator could cause the high voltage charge to "ground out". Here, the spark does not jump the electrode gap and the fuel/air mixture is not ignited. This causes a power loss and raw fuel is exhausted.

Fouled Spark Plug



- Deposits that have formed on the insulator tip may become conductive and provide a "shunt" path to the shell. This prevents the high voltage from arcing between the electrodes. A power and fuel loss is the result.

Advice Regarding Engines Using Alternative Fuels

When selecting and fitting spark plugs for vehicles fitted with LPG that are listed in application section without specifically mentioning LPG, consider the following guidelines...

LPG's Impact on Ionisation

Internal combustion pressures and temperatures are higher when an engine operates using LPG and often they require a higher voltage for the spark to jump the electrode gap.

LPG & Contact Ignition Systems

Older contact ignition systems must have special attention. This high voltage requirement can be compensated for with older contact ignition systems by simply reducing the spark plug gap.

Often the heat range selection can also be one range colder than the equivalent petrol only plug as LPG operation also causes less deposits & less fouling.

LPG or Dual Fuel?

Spark Plug will also be affected by whether the vehicle is run on LPG alone or both LPG and Petrol.

LPG Only Applications (Retrofitted)

The Electrode gap can be set by 0.1 to 0.2 mm narrower in older cars and the heat range can be one or two heat range points colder. The colder plug can increase service life as misfire due to carbon fouling is less likely.

Eg: An engine using R42XLS (0.9mm gap) if run on petrol may prefer R41XLS (1 point colder, 0.8mm gap) if run on LPG instead.

Dual Fuel Applications

A compromise will need to be made between the operation on both fuel types as the spark plug is usually specified for petrol engine operation. The electrode gap could be reduced 0.1 to 0.2mm and go one or two heat range points colder if LPG is the main fuel used.

Eg: An engine using R42XLS (0.9mm gap) if run on petrol may prefer to use R41XLS (1 point colder, 0.8mm gap) if run on LPG.

NOTES:

- Engine may misfire when using the LPG-preferred plug while vehicle is operating on petrol in stop/start traffic.
- It is not recommended to make electrode gap changes greater than 0.2mm.

LPG & High Energy Systems

Spark Plug selection usually remains unchanged between LPG and Petrol in applications with high energy ignition systems. Driving conditions and the LPG/Petrol usage ratio can have an impact however, so keep this in mind during selection and testing.

Advice for Engines that use Lead Replacement Petrol

Most Australian service stations have Lead Replacement Petrol (LRP) replacing leaded petrol. LRP burns at a lower combustion chamber temperature. To burn off any chemical residue the self-cleaning temperature of the spark plug tip can be increased.

Some vehicles may perform better with a higher heat range spark plug than currently recommended, eg:





- If current recommendation is 42XLS.
- Try 43XLS if problems are experienced due to LRP.





No selection changes should be made for the application if no problems have been experienced by changing from leaded petrol to LRP or unleaded petrol.



If do you suspect spark plugs are fouling due to the switch to LRP (this occurs mainly in stop/start driving conditions) the above change may improve performance and service life.

NOTES:

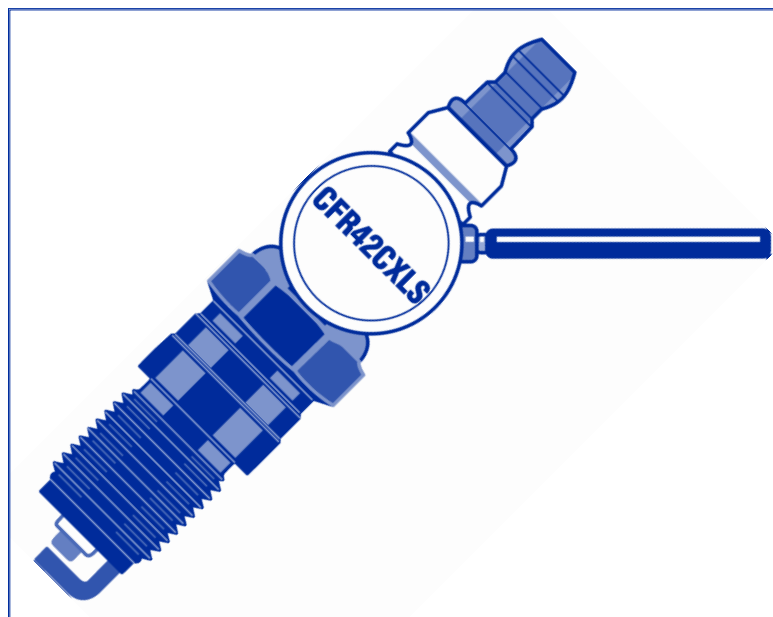
- The gap doesn't change - continue using the gap nominated in the owner's manual.
- Do not adjust gap if using Rapidfire plugs.

Appearance	Description	Causes	Symptoms	Remedies
Normal 	<ul style="list-style-type: none"> Brown to grayish-tan deposits and slight electrode wear. 	<ul style="list-style-type: none"> Correct spark plug heat range and correct mixture settings. 	<ul style="list-style-type: none"> No misfiring. Engine easily starts when cold. 	<ul style="list-style-type: none"> Maintain normal function with mixed periods of high and low speed driving. Check according to vehicle service schedule.
Carbon Fouled 	<ul style="list-style-type: none"> Dry, velvet black carbon (soot) deposits. 	<ul style="list-style-type: none"> Over-rich mixture setting A sticking 'early fuel evaporation' (EFE) valve, Faulty auto choke A sticking manifold heat valve. A clogged air cleaner can restrict airflow to the carburettor causing rich mixtures. Poor ignition output (faulty breaker points, weak coil or condenser, worn ignition cables) can reduce voltage and cause misfiring. Constant idling or slow speeds under light load can keep spark plug temperatures so low that normal combustion deposits are not burned off. 	<ul style="list-style-type: none"> Misfiring. Poor cold-starting performance. 	<ul style="list-style-type: none"> Set mixture correctly, check choke and check air filter
Oil Fouled 	<ul style="list-style-type: none"> Wet, oily deposits with minor electrode wear. 	<ul style="list-style-type: none"> May indicate oil pumping past worn rings. "Break-in" of a new or recently overhauled engine before rings are fully seated may also result in this condition. 	<ul style="list-style-type: none"> Misfiring. Poor cold-starting performance. 	<ul style="list-style-type: none"> Overhaul engine and install new spark plugs.
Deposit Fouling 'A' 	<ul style="list-style-type: none"> Red brown, yellow and white coloured coatings on the insulator tip. 	<ul style="list-style-type: none"> These coatings are by-products of combustion. They come from additives in fuel supplements and lubricating oil. 	<ul style="list-style-type: none"> Intermittent misfiring under severe operating conditions, especially at high speeds and heavy load. 	<ul style="list-style-type: none"> Install new spark plugs. Cleaning is ineffective.

Appearance	Description	Causes	Symptoms	Remedies
Deposit Fouling 'B' 	<ul style="list-style-type: none"> Heavy accumulation of red brown, yellow and white coloured coatings on the insulator tip. Deposits accumulate on the portion of the spark plug projecting into the chamber and are heaviest on the side facing the intake valve. 	<ul style="list-style-type: none"> Additives in fuel supplements and lubricating oil. Excessive valve stem clearances and/or defective intake valve seals allow excessive lube oil to enter the combustion chamber with the fuel. Defective seals may be the cause when the condition is found in only one or two cylinders. 	<ul style="list-style-type: none"> Intermittent misfiring under severe operating conditions, especially at high speeds and heavy load. 	<ul style="list-style-type: none"> Check & adjust valve clearances. Check & repair seals. Install new spark plugs. Cleaning is ineffective.
Deposit Fouling 'C' 	<ul style="list-style-type: none"> Shiny glaze coating. 	<ul style="list-style-type: none"> Lead deposits melt and form a shiny glaze coating on the insulator which, when hot, acts as a good electrical conductor. This allows the current to follow the deposits instead of jumping the gap, thus shorting out the spark plug. 	<ul style="list-style-type: none"> Intermittent misfiring under severe operating conditions, especially at high speeds and heavy load. 	<ul style="list-style-type: none"> Check & adjust valve clearances. Check & repair seals. Install new spark plugs. Cleaning is ineffective.
Detonation 	<ul style="list-style-type: none"> Physical damage. Often the side-wire of a spark plug is torn off. 	<ul style="list-style-type: none"> Over-advanced ignition timing, or the use of low octane fuel will result in detonation, commonly referred to as engine knock or "ping." This causes severe shock inside the combustion chamber, resulting in damage to the adjacent parts which include spark plugs. 	<ul style="list-style-type: none"> Misfiring. Loss of power. 	<ul style="list-style-type: none"> Check engine, ignition timing, mixture and install new spark plugs.
Pre-Ignition 	<ul style="list-style-type: none"> Burned or blistered insulator tip and badly eroded electrodes. 	<ul style="list-style-type: none"> Excessive over-heating due to any of the following: cooling system stoppage; sticking valves; over lean air-fuel mixtures; spark plugs incorrectly installed or with incorrectly high heat range; and sustained high speed/heavy load operating conditions. 	<ul style="list-style-type: none"> Misfiring. Loss of power. 	<ul style="list-style-type: none"> Check engine, cooling system, mixture, ignition timing and install new spark plugs with the correct heat range as required.

Appearance	Description	Cause(s)	Symptom(s)	Remedies
Heat Shock Failure 	<ul style="list-style-type: none"> Broken, cracked or split insulator tip. 	<ul style="list-style-type: none"> Rapid increase in tip temperature subsequently caused by over-advanced ignition timing and/or low octane fuel. Physical damage caused by carelessness when re-gapping - either by bending the centre wire to adjust the gap, or allowing the gapping tool to exert pressure against the tip of the centre electrode or insulator when bending side electrode to adjust the gap. 	<ul style="list-style-type: none"> Misfiring. Loss of power. 	<ul style="list-style-type: none"> Check engine, mixture, ignition timing and install new spark plugs.
Insufficient Installation Torque 	<ul style="list-style-type: none"> Severe physical damage. 	<ul style="list-style-type: none"> Poor contact between the spark plug and the engine seat reduces proper heat transfer, causing excessive overheating of the spark plug. Dirty threads in an engine head can stop the plug from being seated properly. 	<ul style="list-style-type: none"> Misfiring. Loss of power. 	<ul style="list-style-type: none"> Install new spark plugs using a torque wrench set to the correct specifications. Prior to installing the new plugs, always ensure cylinder head and spark plug threads are free of deposits, burrs and scale. When necessary, "chase" the engine threads with thread cleaning tool.
<p>IMPORTANT: Scale & deposit filled threads will not allow proper gasket compression (or seating).</p> <p>CAUTION: Recommended installation torque may be obtained without compressing the engine seat gasket for applications requiring a gasket seat spark plug. For taper seat spark plug applications, recommended installation torque may be obtained without taper seat engagement in cylinder head. Operation of an engine with this type of installation can result in plug overheating and destruction of either the spark plug or engine, or both.</p>				

Regular Spark Plugs - USA Style Numbering System



Regular Spark Plug Number (USA Style) Explained


- C = Copper Core/Heavy Duty
- F = Fine Line, Hex 16mm, Flat Seat.
- R = Resistor
- 4 = 14mm Ø Thread
- 2 = Heat Range (cold++)
- C = 2.85mm Ø Copper Core Electrode
- XL = Extra Long Reach, 3/4" (19mm) Fully Threaded, Flat Seat.
- S = Extended Tip.
- X = Wide Gap

C	FR	4	2	C	XL	SX
----------	-----------	----------	----------	----------	-----------	-----------

Prefixes	1st Number	2nd Number	Suffixes
----------	------------	------------	----------

<p>Key to Prefixes:</p> <p>B = Series Gap</p> <p>C = Copper Core and/or Commercial/Heavy duty.</p> <p>F = Fine Line 14mm 5/8" or 16mm Hex</p> <p>M = Marine</p> <p>R = Resistor</p> <p>S = Sport Vehicle</p> <p>V = Surface Gap</p> <p>Note: Prefixes may be singular or combined eg: R or CFR.</p>	<p>Denotes Thread Size</p> <p>2 = 1/2" Taper</p> <p>4 = 14mm</p> <p>5 = 1/2"</p> <p>6 = 3/4"</p> <p>7 = 7/8"</p> <p>8 = 18mm</p> <p>10 = 10mm</p> <p>12 = 12mm</p>	<p>Denotes Heat Range</p> <p>(Cold)</p> <p>0</p> <p>1</p> <p>2</p> <p>3</p> <p>4</p> <p>5</p> <p>6</p> <p>7</p> <p>8</p> <p>9</p> <p>(Hot)</p>	<p>Key to Suffixes</p> <p>— = 2.51mm Ø electrode</p> <p>A = Clip Gap.</p> <p>C = Copper Core Centre Electrode, 2.85mm Ø.</p> <p>E = Special Design Electrode, Extended Tip.</p> <p>F = 1/2" (12.7mm) reach.</p> <p>FF = 1/2" (12.7mm) reach, fully threaded.</p> <p>G = Pin Gap (cold running).</p> <p>I = Iridium Center electrode.</p> <p>J = Boot release Agent, Anti Seize compound.</p> <p>K = Special Design.</p> <p>L = Long Reach, 7/16" (11.1mm) reach (14mm) 3/4" (19mm) reach (18mm) 3/4" (19mm) reach (14mm) Fine Line.</p> <p>LT = Long Reach, 0.715" (18.16mm), Tapered Seat.</p> <p>M = Special Design Electrode.</p> <p>N = 3/4" (19mm) reach, 3/8" (9.5mm) thread length.</p> <p>R = Resistor (Sport Vehicle Plugs).</p> <p>S = Extended tip.</p> <p>S = 7/8" (22.3mm) Moderate Long reach 23/32" (18.25mm).</p> <p>T = Tapered Seat Shell design.</p> <p>TS = Tapered Seat with extended tip.</p> <p>X = wide Gap.</p> <p>XL = Extra Long Reach, 3/4" (19mm) fully threaded.</p> <p>Y = 3 prong cloverleaf electrode.</p> <p>Z = Special Gap (usually denotes wide gap).</p> <p>5 = .050" (1.3mm Gap).</p> <p>6 = .060" (1.5mm Gap).</p> <p>8 = .080" (2mm Gap).</p> <p>100 = Iridium.</p> <p>600 = Resistor.</p> <p>800 = Double Platinum.</p>
--	---	---	--

Regular Spark Plugs - European Style Numbering System



Regular Spark Plug No Explained

- R = Resistor.
- 6 = Heat Range (medium++).
- 602 = Resistor Automotive.

R

6

602

Prefix

1st Digit

Last 3 Digits

Key to Prefixes

- _ = Non Resistor
- N = Nickel
- R = Resistor

Denotes Heat Range

Cold

0

1

2

3

4

5

6

7

8

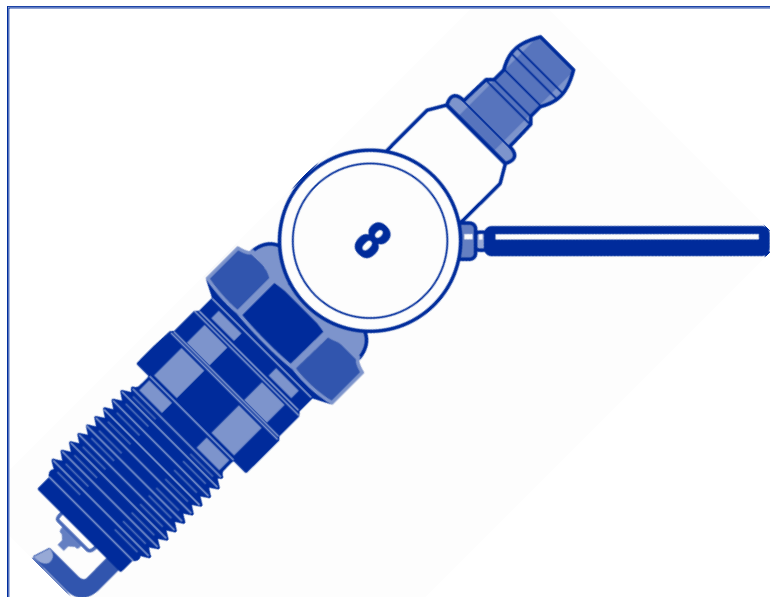
9

Hot

Keys to Last 3 Digits

- 500 - 599 = Non Resistor Automotive
- 600 - 699 = Resistor Automotive
- 700 - 799 = Nickel Electrode
- 800 - 899 = Nickel Electrode with Platinum
- 900 - 999 = Platinum Tipped

Rapid Fire Spark Plug Numbering System



Rapid Fire Spark Plug No Explained

AC = ACDelco Designation
(Note the ACDelco logo is printed on Rapidfire Plugs in place of the letters "AC".)

8 = Simple Part Number.

NB: RapidFire uses a simple number designation from 1-12 and 14. Eg: RapidFire Plug listed as AC8 in the Australian catalogue will simply show the number 8 and an ACDelco logo

AC

8

Logo

1-2 Digits

Denotes ACDelco

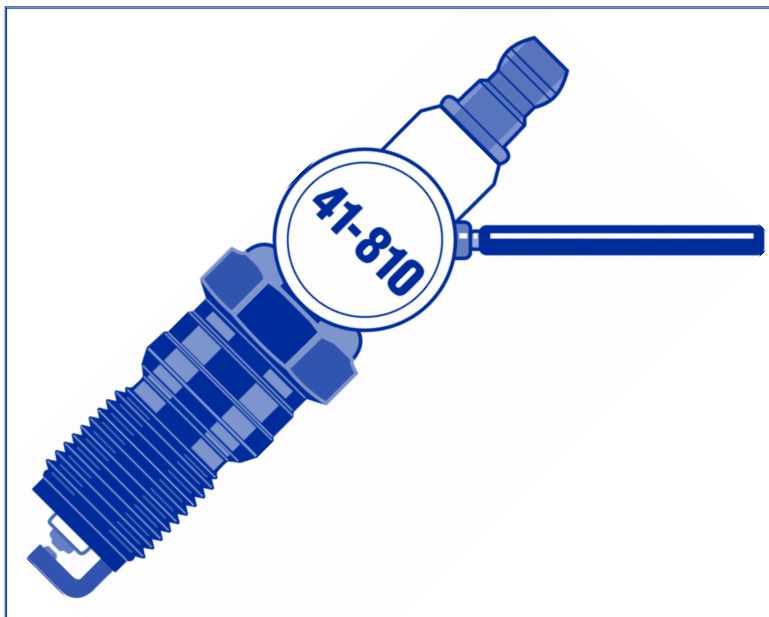
AC = ACDelco

(The letters AC are not seen on plugs, just the ACDelco logo)

Keys To Last 1-2 Digits

- 1 = AC1
- 2 = AC2
- 3 = AC3
- 4 = AC4
- 5 = AC5
- 6 = AC6
- 7 = AC7
- 8 = AC8
- 9 = AC9
- 10 = AC10
- 11 = AC11
- 12 = AC12
- 14 = AC14

Platinum Professional Spark Plug Numbering System



Platinum Professional Spark Plug No Explained

- 41 = Spark Plug.
- 810 = Double Platinum.

41

810

1st 2 Digits

Denotes Manufacturer's Product Line

41 = Spark Plugs

Last 3 Digits

Keys To Last 3 Digits

- 100 - 199 = Iridium
- 600 - 699 = Resistor
- 800 - 999 = Double Platinum

Heat Range Advice

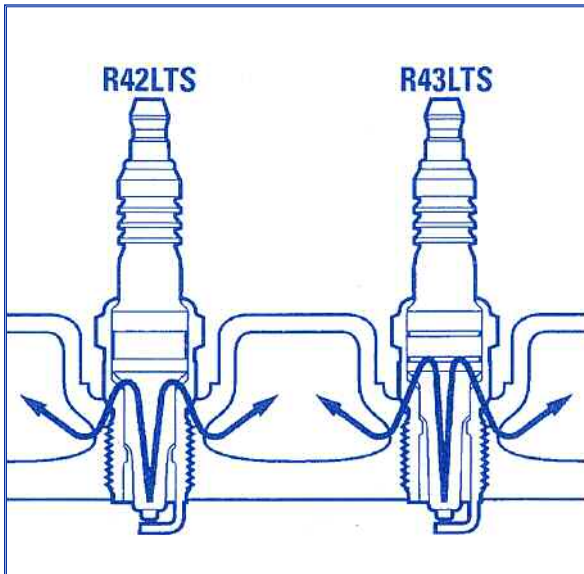


Figure 1: To prevent the insulator tip from reaching preignition temperature, heat is transferred to the cylinder head.

Heat Transfer

Many of ACDelco's regular range of spark plugs have a type number on the insulator that designates relative heat position, as well as thread size and reach. The last digit of the type number indicates the Heat Range position of the plug in the ACDelco Heat Range System. Read the numbers as you would a thermometer - the higher the last digit, the 'hotter' the spark plug will operate in the engine. Conversely, the lower the last digit, the cooler the spark plug will operate. Thus plug number R43LTS, has a higher second digit (ie: 3) than R42LTS (ie: 2) making R43LTS a hotter running plug than R42LTS. (The number 4 before the second digits of 3 or 2) indicates that both plugs have an 14mm thread in common).

ACDelco's Heat Range System

The ACDelco Heat Range System Classifies Spark Plugs to suit graded ranges of engine operating conditions.

A spark plug in the correct heat range will operate satisfactorily in the engine for which it is recommended. This means the top limit of engine load shouldn't cause overheating and preignition, and the lower limit shouldn't encourage fouling from carbon or lead deposits.

A "hot" spark plug transfers heat slowly and operates at a high temperature. The "cold" spark plug has a faster rate of heat transfer, and operates at a cooler temperature when installed in the same engine and operated under the same conditions.

Hot or Cold? How To Choose

Therefore a "colder" spark plug may be best suited for "full load" or continuous high-speed, highway type driving.

A "hotter" spark plug may be better for prolonged idling or city-type, stop-and-go traffic.

A spark plug with "an ideal heat range" operates between the preignition and fouling temperatures, and delivers the best all round performance (see Figure 2).

The spark plug normally provided in new engines is designed to function in the proper heat range for most operating conditions.

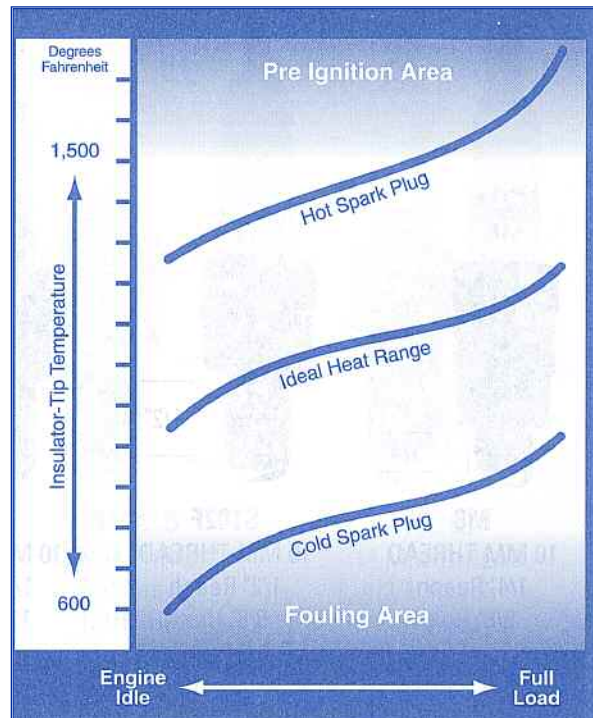


Figure 2: Heat Range Chart

The heat range of spark plugs in Figure 3 is mostly determined by the length of the insulator tip. Its configuration controls the rate of heat transfer. The longer the heat path, the longer it takes for heat transferral. The shorter the heat path, the faster the heat is transferred.

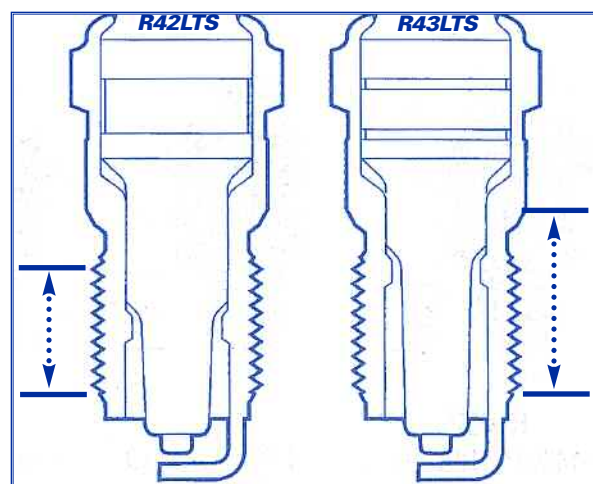





Figure 3: Hot Spark Plugs have long insulator tips to provide a longer heat path, which raises the heat range. Cold Spark Plugs have shorter insulator tips, providing a shorter heat path, lowering the heat range rating.

Make and Model		Year	ACDelco®									
			Regular	Gap (mm)		RapidFire	Gap (mm)		Platinum	Gap (mm)		
Alfa Romeo												
1750 Berlina, GTV, Spider Veloce			R41XLS	0.8								
2000 Berlina, GTV, Spider Veloce			R41XLS	0.8								
2600 Berlina, Montreal V8, Spider			R41XLS	0.8								
2600 Sprint, Veloce			R41XLS	0.8								
Alfa 147	2.0L Twin Spark	3/01 on				AC5				41801	1.1	N
Alfa 156	2.0L Twin Spark	3/99 on				AC5				41801	1.1	N
	2.0L Twin Spark Sportwagon	8/00 on				AC5				41801	1.1	N
	2.5L V6 DOHC 24V	2/99 on				AC5				41801	1.1	N
Alfa 164	2.0L Twin Spark		FR1LS	1.0								
	3.0L	89-92	R41XLS	0.8								
Alfa 33, 1300, 1500		83-89	R41XLS	0.8								
Alfa 75	2.5L V6	85-89	R41XLS	0.8								
	3.0L V6	86-90	42XLS	0.9		AC4						
Alfasud	1.2L, 1.3L, 1.5L, Ti, Sprint		R41XLS	0.8								
Alfetta	GT 1.6, Rally, 1.6L, 1.8L, 2.0L		R41XLS	0.8								
Alfetta Berlina	GT, GTV 2000, Super	71-81	R41XLS	0.8								
Giulia	1300 Berlina, GT Junior, GTA Junior		R41XLS	0.8								
	1300 Nuova Super, Super, Spider		R41XLS	0.8								
	1600 GT Junior, Junior, Nuova		R41XLS	0.8								
	1600 Spider, Super		R41XLS	0.8								
Giulietta	1.3L, 1.6L, 1.8L, 2.0L		R41XLS	0.8								
GTV	2.0L Twin Spark	7/98 on				AC5				41801	1.1	N
	3.0L V6 DOHC 24V	7/98 on				AC5				41801	1.1	N
Spider	2.0L DOHC Twin Spark	7/98 on				AC5				41801	1.1	N
	2.0L Twin Spark	1999 on				AC5				41801	1.1	N
Audi												
200		5T Turbo	R41XLS	0.8								
5E, 5+5 2.1L		80-81	42XLS	0.9		AC4						
80		1.3L	to 85	42XLS	0.9	AC4						
A4	1.8L (ADR)	1995 on				AC5				41801	1.1	N
	1.8L Turbo (AEB)	1996 on				AC5				41801	1.1	N
	1.8L Turbo (AEB) Quattro	1996 on				AC5				41801	1.1	N
	1.8L Turbo (AQC) Quattro	1998 on				AC5				41801	1.1	N
	2.6L (ABC)	1995 on				AC5				41801	1.1	N
A6	2.6L (ABC) Avant, Quattro	1994 on				AC5				41801	1.1	N
	4.2L (ARS) Quattro	1999 on				AC5				41801	1.1	N
A8	4.2L (AQF) Quattro	1999 on				AC5				41801	1.1	N
Fox	1.6L	76-79	42XLS	0.9		AC4						
TT Coupe	1.8L Turbo (AJQ)	6/99 on				AC5				41801	1.1	N
	1.8L Turbo (AMK) Quattro	6/99 on				AC5				41801	1.1	N
TT Roadster	1.8L Turbo (APX)	5/00 on				AC5				41801	1.1	N

Make and Model		Year	ACDelco®											
			Regular	Gap (mm)		RapidFire	Gap (mm)		Platinum	Gap (mm)				
BMW														
1500, 1600, 1602, 1800, 2000 (Series A, Ti)			42XLS	0.9			AC4							
2002 (Series A, Ti), 2500, 2800			42XLS	0.9			AC4							
3.0LA, 3.0Si, 3.3LA			42XLS	0.9			AC4							
316i	1.9L E46 (M43)	1/99 on					AC5				41801	1.1	N	
318, 318i		79-87	43XLS	0.7			AC4							
318i	1.8L M43	1993 on	FR2LS	1.0			AC5				41801	1.1	N	
	1.9L E46 (M43TU)	8/98 on					AC5				41801	1.1	N	
	1.9L M44	1996 on	FR2LS	1.0			AC5				41801	1.1	N	
	M40	87-4/91	FR2LS	1.0			AC5							
		4/91-8/93	FR2LS	1.0			AC5				41801	1.1	N	
320, 320a		76-78	43XLS	0.7			AC4							
320i		76-78	42XLS	0.9			AC4							
	2.2L E46	10/00 on					AC5				41801	1.1	N	
323Ci	2.5L E46 (M52)	6/99 on					AC5				41801	1.1	N	
323i		81-85	43XLS	0.7			AC4							
	2.5L E46 (M52)	8/98 on					AC5				41801	1.1	N	
325i	2.5L E46	10/00 on					AC5				41801	1.1	N	
328i	2.8L E46 (M52)	11/98 on					AC5				41801	1.1	N	
330	3.0L E46	9/00 on					AC5				41801	1.1	N	
520, 520i	4 cyl	73-77	42XLS	0.9			AC4							
	6 cyl	83-85	43XLS	0.7			AC4							
523i	2.5L E39 (M52)	9/98 on					AC5				41801	1.1	N	
525		74-75	42XLS	0.9			AC4							
525i	2.5L E39	12/00 on					AC5				41801	1.1	N	
528		75-8/77	42XLS	0.9			AC4							
528i		81-85	43XLS	0.7			AC4							
630 CSi, 633 CSi, 635 CSi, A		76-85	43XLS	0.7			AC4							
728i, 730i, 733iA		77-85	43XLS	0.7			AC4							
735i	3.2L	83-84	43XLS	0.7			AC4							
750iL	5.0L (M70)	1988 on	FR2LS	1.0			AC5							
850i	5.0L (M70)	1991 on	FR2LS	1.0			AC5							
M535i		86-88	43XLS	0.7			AC4							
Chevrolet														
350 c.i.d	5.8L	70-71	R43S	0.8										
400 c.i.d		70-71	R43S	0.8										
Chrysler (see also Mitsubishi)														
Centura	6 Cyl	1996 on	43XLS	0.7			AC4							
Neon	4 Cyl, 2.0L, (TD, YD) 98kW	1996 on	FR2LS	1.0			AC5							
Royal Dodge	8 Cyl. 3/8" Reach	58-72	R43S	0.8										
Valiant	6 Cyl		43XLS	0.7			AC4							
	V8, 318 cu in, 360 cu in		43XLS	0.7			AC4							
	V8, 340 cu in		42XLS	0.9			AC4							

Make and Model		Year	ACDelco®									
			Regular	Gap (mm)		RapidFire	Gap (mm)		Platinum	Gap (mm)		
Citroen												
Xantia	2.0L 16V (RFV)	94-2/98	FR2LS	1.0		AC5						
Daewoo												
1.5i		8/94 on	R42XLS	0.9		AC4						
Cielo	DOHC	9/95 on	FR2LS	1.0		AC5			41801	1.1	N	
	SOHC	9/95 on	R42XLS	0.9		AC4						
Espero	2.0L	3/95 on	R42XLS	0.9		AC4						
Lanos	1.5L (A15)	8/97 on	R42XLS	0.9		AC4						
	1.6L (A16DM)	8/97 on	FR2LS	1.0		AC5			41801	1.1	N	
Nubira	1.6L (A16DM)	8/97 on	FR2LS	1.0		AC5			41801	1.1	N	
Daihatsu												
Applause	A101, 1.6L (HD-E)	89-12/97	FR2LS	1.0		AC5			41801	1.1	N	
Charade	F20L, F20V		43XLS	0.7		AC4						
	G10, G11	4/80-5/87	43XLS	0.7		AC4						
	G100 1.0L	5/87 on	43XLS	0.7		AC4						
	G102 1.3L	10/88 on	FR2LS	1.0		AC5			41801	1.1	N	
	G200 1.3L	1993 on	FR2LS	1.0		AC5			41801	1.1	N	
	G202 1.0L	1993 on	R43XLS	0.9		AC4						
	G203 1.5L	8/93 on	FR2LS	1.0		AC5			41801	1.1	N	
	Turbo		42XLS	0.9		AC4						
	XG, XO, XTE		43XLS	0.7		AC4						
Handivan			42XLS	0.9		AC4						
Mira	L201 850cc	11/90 on	R42XLS	0.9		AC4						
Pyzar	1.5L (HE-EG)	1/97 on	FR2LS	1.0		AC5			41801	1.1	N	
	1.6L (HD-EP)	1998 on	FR2LS	1.0		AC5						
Sirion	1.0L (EJ-DE)	6/98 on	FR3LS	1.0		AC5			41801	1.1	N	
	1.3L (K3-VE2)	9/00 on	FR2LS	1.0		AC5						
Terios	1.3L (HC-EJ)	1997/00				AC5			41800	1.1	N	
	1.3L (K3-VE)	2000 on	FR2LS	1.0		AC5						
De Tomaso												
Deauville	5.8L		R44TS	0.8		AC2						
Longchamp, Pantera	5.8L		R44TS	0.8		AC2						
Dodge												
225 cu.in.	6 Cyl.	75-77	R44TS	0.8		AC2						
Eunos												
30X	1.8L V6	10/92 on	FR3LS	1.0		AC5			41801	1.1	N	
500	2.0L V6	10/92 on	FR2LS	1.0		AC5			41801	1.1	N	
800	2.3L Miller Eng.	1994 on							41806	1.1	N	
	2.5L	1994 on	FR2LS	1.0		AC5			41801	1.1	N	

Make and Model		Year	ACDelco®									
			Regular	Gap (mm)		RapidFire	Gap (mm)		Platinum	Gap (mm)		
Fiat												
124	1200	66-71	42XLS	0.9		AC4						
	1431	68-71	R41XLS	0.8								
	1600	71-73	R41XLS	0.8								
	1756	73-76	R41XLS	0.8								
125	1600	68-72	42XLS	0.9		AC4						
	Special		R41XLS	0.8								
127	900 All models		42XLS	0.9		AC4						
128	1100, 1300, 1400, 1600	77-79	42XLS	0.9		AC4						
130	V6 3.2L	72-76	42XLS	0.9		AC4						
131	Mirafiori CL 1300, 1400, 1600	77-79	42XLS	0.9		AC4						
	Super Mirafiori 1600	79-80	42XLS	0.9		AC4						
	Superbrava 2000 DOHC	81-82	42XLS	0.9		AC4						
	Superbrava MkII, MkIII 2000	82-84	42XLS	0.9		AC4						
132	1600	73-76	42XLS	0.9		AC4						
	1800	74-77	R41XLS	0.8								
	2000	79-80	42XLS	0.9		AC4						
Argenta	1200, 1600, 2000		42XLS	0.9		AC4						
Campagnola			42XLS	0.9		AC4						
Regatta	85S 1.5L, 100S 1.6L	1985 on	42XLS	0.9		AC4						
X1/9	1.3L	77-80	R42XLS	0.9		AC4						
	1.5L	1981 on	R41XLS	0.8								
Ford												
Bronco	4.1L 6Cyl	81-84	43XLS	0.7		AC4						
	5.0L V8 EFI	85-86	R43TS	1.1								
	8 Cyl 5.8L	81-85	R44TS	0.8		AC2						
Capri	1.3L, 1.6L, 3.0L	69-73	42XLS	0.9		AC4						
	2.0L	69-73	R83TS	0.9		AC5						
	SA30 B63 Turbo 1.6L	10/89 on	FR2LS	1.0		AC5						
	SA30 B6E 1.6L	10/89 on	R43XLS	0.9		AC4			41802	1.1	N	
	SB30 B6D DOHC 1.6L, B6B DOHC Turbo	3/90 on	FR2LS	1.0		AC5			41800	1.1	N	
	SC Series 2, 1.6L DOHC Turbo	3/92 on	FR2LS	1.0		AC5			41801	1.1	N	
	SC Series 2, 1.6L SOHC	3/92 on	FR3LS	1.0		AC5			41800	1.1	N	
Corsair	2.0L (Exhaust)	1989 on	FR3LS	1.0		AC5						
	2.0L (Inlet)	1989 on	FR2LS	1.0		AC5						
Cortina	4 Cyl TC, TD 2.0L	71-74	R83TS	0.9		AC5						
	6 Cyl TD, TE, TF 3.3L, 4.1L (Iron Head)	76-80	R44TS	0.8		AC2						
	MkI, MkII (GT, Lotus)	62-67	42XLS	0.9		AC4						
	TC 1.6L		42XLS	0.9		AC4						
	TC, TD, 6 Cyl., 3.3, 4.1L	72-76	R85TS	0.9	T							
	TD, TE, TF 3.3L, 4.1L (Alloy Head)	80-82	43XLS	0.7		AC4						
Cougar	2.5L Duratec	9/99 on				AC3		N	41810	1.1	N	
Courier	1.8L, 2.0L	78-4/85	43XLS	0.7		AC4						
	2.6L 4x2 (F)	1/96 on				AC3		N	41806	1.1	N	
	2.6L Carb	87-6/90	42XLS	0.9		AC4						
	2.6L EFI	6/90 on				AC3		N	41806	1.1	N	

Make and Model		Year	ACDelco®								
			Regular	Gap (mm)		RapidFire	Gap (mm)		Platinum	Gap (mm)	
Customline	V8 OHV	58-59	R85TS	0.9	T						
Econovan	1.4L, 1.6L, 1.8L, 2.0L		43XLS	0.7		AC4					
	2.0L (C)	11/90 on	R43XLS	0.9		AC4					
Escort	MkI, MkII 1.1L, 1.3L, 1.6L	70-76	42XLS	0.9		AC4					
	MkII 1.6L	75-76	R41XLS	0.8							
		76-81	42XLS	0.9		AC4					
	MkII 2.0L (RS2000)	77-78	R83TS	0.9		AC5					
	Twin Cam 1.6L	70-72	42XLS	0.9		AC4					
F Series	250 4.1L 6 Cyl	81-84	43XLS	0.7		AC4					
	302 4.9L V8	6/76-78	R43T	1.0							
	302 5.0L V8 EFI	85-90	R43TS	1.1							
	351 5.8L V8 EFI	1990 on	R43TS	1.1							
	6 Cyl 240, 300 Severe Service		R83TS	0.9		AC5					
	6 Cyl 250 4.1L	78-81	R44TS	0.8		AC2					
	8 Cyl 292, 330, 361, 391		R83TS	0.9		AC5					
	8 Cyl 302 4.9L	to 6/76	R44TS	0.8		AC2					
	8 Cyl 351 5.8L	78-85	R44TS	0.8		AC2					
Fairlane 6 Cyl	NA 3.9L	88-6/91	R9601	1.1		AC4					
	NC 3.9L	7/91-2/92	R9601	1.1		AC4					
	NC 4.0L	2/92-9/94	R9601	1.1		AC4					
	NF, 4.0L (except Tickford Eng.)	9/94 on				AC4			41802	1.1	N
	NF 4.0L Tickford Engine	11/95 on				AC4					
	ZA, ZB, ZC, 3.3, 3.6L	67-69	R85TS	0.9	T						
	ZD, ZF, ZG, 4.1L	69-76	R85TS	0.9	T						
	ZJ (Iron Head)	79-81	R44TS	0.8		AC2					
	ZJ, ZK (Alloy Head)	80-83	43XLS	0.7		AC4					
	ZL	84-88	R9601	1.1		AC4					
Fairlane 8 Cyl	AU 5.0L	2/99 on				AC3		N	41810	1.1	N
	NC, NF 5.0L	1991 on	R44TSX	1.5		AC2					
	ZA, ZB, ZC 18mm	67-70	R85TS	0.9	T						
	ZB, ZC, ZD 302 cu.in.	68-72	R83TS	0.9		AC5					
	ZD, ZF, ZG 18mm	70-76	R85TS	0.9	T						
Falcon/Fairmont 6 Cyl	AU, 4.0L (except Tickford Eng.)	9/98 on	R43XLS	0.9		AC4			41802	1.1	N
	AU, 4.0L on Tickford HP VCT XR6	9/98 on				AC4					
	AU S1 LPG	9/98-4/00	R6606	1.1					41802	1.12	N
	AU S2 & S3 LPG	3/96 on	R9601	1.1							
	EA, EB 3.9L	88-2/92	R9601	1.1		AC4					
	EA-EL LPG	3/88-9/98	R6606	1.1					41802	1.12	N
	EB, ED 4.0L (excl. XR6)	2/92 on	R9601	1.1		AC4					
	EB, ED, 4.0L XR6	2/92-9/94				AC4					
	EF, 4.0L (except Tickford Eng.)	9/94 on	R43XLS	0.9		AC4			41802	1.1	N
	EF, 4.0L on Tickford Eng, XR6	9/94 on				AC4					
	EF, 4.0L Tickford Eng., XR6					AC4					
	EL, 4.0L (except Tickford Eng.)	10/96 on	R43XLS	0.9		AC4			41802	1.1	N
	EL, 4.0L on Tickford Eng, XR8	10/96 on	R44TSX	1.5		AC4					
	EL, 4.0L Tickford Eng., XR8	10/96 on	R44TSX	1.5		AC4					
	XA, XB, 6 Cyl., 200, 250	72-76	R85TS	0.9	T						
	XC, XD (Iron Head)	76-80	R44TS	0.8		AC2					
	XD, XE (Alloy Head)	80-84	43XLS	0.7		AC4					

Make and Model	Year	ACDelco®									
		Regular	Gap (mm)		RapidFire	Gap (mm)		Platinum	Gap (mm)		
Ford (cont.)											
Falcon/Fairmont 6 Cyl (cont.)	XF	84-88	R9601	1.1		AC4					
	XF LPG	10/84-6/99	R6606	1.1				41802	1.12	N	
	XG Ute/Van LPG	to 2/96	R6606	1.1	1						
	XH Ute/Van LPG	3/96 on	R6606	1.1	1						
	XK, XL, XM, XP, 6 Cyl., 144, 170	60-66	R85TS	0.9	T						
	XR, XT, XW, XY, 6 Cyl., 200, 250	67-72	R85TS	0.9	T						
Falcon/Fairmont 8 Cyl	AU 5.0L XR8	8/98 on				AC3		N	41810	1.1	N
	AU, 5.0L XR8	9/98 on	R42LTS	1.2		AC8					
	AU Tickford TE50 200kw	8/99 on				AC3		N	41810	1.1	N
	AU Tickford TS50 250kw	8/99 on				AC5			41801	1.1	N
	EB, ED, 5.0L GT and Sprint	10/92 on	R42LTS	1.2		AC3		N	41810	1.1	N
	EB, ED, EF, XR8 5.0L	1991 on	R44TSX	1.5		AC2					
	EL, XR8 5.0L	10/96 on	R44TSX	1.5		AC2					
	XA, XB 302, 351 cu.in.	72-76	R43T	1.0							
	XA, XB, 8 Cyl., 289, 302	72-76	R85TS	0.9	T						
	XC, XD, XE, 4.9L, 5.8L	76-83	R44TS	0.8		AC2					
	XR, GT 289 cu. in., XT, XW 302 cu.in.	68-71	R83TS	0.9		AC5					
	XR, XT, 8 Cyl., 289, 302	66-69	R85TS	0.9	T						
	XW, 8 Cyl., 289, 302	1969	R85TS	0.9	T						
	XW, 8 Cyl., 351, Windsor	69-70	R85TS	0.9	T						
	XY, 351 cu.in.	71-72	R44TS	0.8		AC2					
	XY, 8 Cyl., 289, 302	70-72	R85TS	0.9	T						
Festiva	WA 1.3L Carb	1991 on	R43XLS	0.9		AC4			41802	1.1	N
	WB 1.3L EFI	3/94 on	R43XLS	0.9		AC4			41802	1.1	N
	WB 1.5L B5	1/97 on	FR2LS	1.0		AC5			41801	1.1	N
	WF 1.3L B3	1/98 on	R43XLS	0.9		AC4			41802	1.1	N
	WF 1.5L B5	1/98 on	FR2LS	1.0		AC5			41801	1.1	N
Galaxie	8 Cyl.	65-73	R85TS	0.9	T						
Ka	1.3L (Endura E)	11/99 on				AC8			41812	1.1	N
Laser	1.6L DOHC Turbo (incl TX3)	1987 on	FR2LS	1.0		AC5					
	KA, KB 1.3L, 1.6L	81-85	43XLS	0.7		AC4					
	KC 1.3L	1986 on	R43XLS	0.9		AC4					
	KC 1.6L (Carb/EFI)	1986 on	FR2LS	1.0		AC5			41802	1.1	N
	KE 1.3L, 1.6L	1987 on	FR2LS	1.0		AC5			41802	1.1	N
	KF B6 Carb 1.6L, BPE EGI 1.8L	3/90 on	FR3LS	1.0		AC5			41800	1.1	N
	KF BPD EGI DOHC 1.8L, BPDTC Turbo EGI Turbo 1.8L	3/90 on	FR2LS	1.0		AC5			41801	1.1	N
	KH 1.6L, 1.8L (B7, B8) SOHC	10/91 on	FR3LS	1.0		AC5			41800	1.1	N
	KH 1.8L DOHC Turbo (Incl TX3)		FR2LS	1.0		AC5			41801	1.1	N
	KJ Liata, Sedan 1.6L	10/94 on	FR3LS	1.0		AC5			41800	1.1	N
	KJ Liata, Sedan, Lynx 1.8L	10/94 on	FR2LS	1.0		AC5			41801	1.1	N
	KN 1.6L (ZM) DOHC	2/99 on				AC5			41806	1.1	N
	KN 1.8L (FP) DOHC	2/99 on	FR3LS	1.0		AC5			41800	1.1	N
LN 700			R83TS	0.9		AC5					
LN/T 900			R83TS	0.9		AC5					

Make and Model		Year	ACDelco®								
			Regular	Gap (mm)		RapidFire	Gap (mm)		Platinum	Gap (mm)	
LTD 6 Cyl	AU, 4.0L, HP VCT	6/99 on				AC4					
	DA, 3.9L	88-92	R9601	1.1		AC4					
	DC, 4.0L	2/92-9/94	R9601	1.1		AC4					
	DF 4.0L (exc Tickford Eng)	9/94 on	R43XLS	0.9		AC4			41802	1.1	N
	DF 4.0L Tickford Eng.	11/95 on				AC4					
	FC, FD (Alloy Head)	81-83	R43XLS	0.9		AC4					
	FE		R9601	1.1		AC4					
LTD V8	AU, 5.0L	6/99 on	R42LTS	1.2		AC3		N	41810	1.1	N
	DC, DF 5.0L	1991 on	R44TSX	1.5		AC2					
	FC, FD	77-83	R44TS	0.8		AC2					
Maverick	TB42	to 10/91	43XLS	0.7		AC4					
Meteor	GA, GB 1.5L		43XLS	0.7		AC4					
	GC 1.6L		R43XLS	0.9		AC4			41802	1.1	N
Mondeo	2.5L, DOHC	4/00	R42LTS	1.2		AC3		N	41810	1.1	N
Mustang	289, 8 Cyl.	65-67	R44TS	0.8		AC2					
	302 4-bbl	1971 on	R43T	1.0							
	351 (Cleveland), 8 Cyl.	1970	R44TS	0.8		AC2					
	6 Cyl., 2.8L	74-78	R85TS	0.9	T						
	Cobra 4.6L	2/01 on				AC3		N	41810	1.1	N
Probe	2.5L V6	1994 on				AC5			41806	1.1	N
R Series	300		R83TS	0.9		AC5					
Spectron			43XLS	0.7		AC4					
T Series	TE50, 5.0L, 200kW	1999 on	R42LTS	1.2		AC3		N	41810	1.1	N
	TL50, 5.0L, 200kW	1999 on	R42LTS	1.2		AC3		N	41810	1.1	N
	TS50 5.0L 220kW	1999 on				AC5			41801	1.1	N
Taurus	V6 3.0L DOHC	11/95 on				AC3		N	41810	1.1	N
Telstar	2.0L	86-89	43XLS	0.7		AC4					
	2.0L Turbo	86-11/87	CR42XLSX	1.1	N	AC4					
	AX, AY	1/92 on	FR3LS	1.0		AC5			41800	1.1	N
	AX, AY 2.5L V6	1/92 on				AC5			41806	1.1	N
	TX5, 2.2L, 2.2L Turbo	12/89 on				AC5			41806	1.1	N
	TX5, 2.5L V6 AX, AY	1/92 on				AC5			41806	1.1	N
Transit	1.7L, 2.0L-V4, 4 Cyl.		R41XLS	0.8							
	4 Cyl 2.0L Aust. Post		R83TS	0.9		AC5					
	6 Cyl, Cross Flow Alloy Head		43XLS	0.7		AC4					
	6 Cyl, Cross Flow Iron Head		R44TS	0.8		AC2					

Make and Model		Year	ACDelco®											
			Regular	Gap (mm)		RapidFire	Gap (mm)		Platinum	Gap (mm)				
Holden														
48, FJ & Some FC's	1/2" Reach	48-60	R43S	0.9										
Apollo	JK, JL 2.0L	1989 on	FR3LS	1.0			AC5							
	JM, JP 2.2L	4/93 on	FR2LS	1.0			AC5				41801	1.1	N	
	JM, JP 2.2L (5SFE)	4/93-5/97					AC5				41801	1.1	N	
	JM, JP 3.0L	4/93 on	FR2LS	1.0			AC5				41825	1.1	N	
	JM, JP V6 3.0L (3VZ-FE)	4/93-5/97					AC5				41801	1.1	N	
Astra	LB 1.5L	84-85	43XLS	0.7			AC4							
	LC 1.6L	86-87	R43XLS	0.9			AC4				41802	1.1	N	
	LD 1.6L, 1.8L	7/87-91	CR42XLSX	1.1	N		AC4							
	TR 1.6L	9/96 on	R43XLS	0.9			AC4				41802	1.1	N	
	TR 1.8L	9/96 on	FR2LS	1.0			AC5				41801	1.1	N	
	TR 2.0L	9/96 on	R6608	0.9	N		AC5				41800	1.1	N	
	TS (X18XE) 1.8L	9/98 on	R6608	0.9	N		AC5				41800	1.1	N	
	TS (Z18XE20) 1.8L	12/01 on	R6608	0.9	N		AC5				41800	1.1	N	
Barina	Cabrio SB (C14SE) 1.4L	11/97 on	R6608	0.9	N		AC5				41800	1.1	N	
	MB, ML	85-88	43XLS	0.7			AC4							
	MF	1/89 on	42XLS	0.9			AC4							
	MH G13B 1300	10/91 on	42XLS	0.9			AC4							
	SB 1.2L to eng no. 19341712 & 02BD0921	4/94 on	R42XLS	0.9			AC4				41804	0.9	N	
	SB 1.2L to eng no. 19341713 & 02BD0922	4/94 on	R6608	0.9	N		AC5				41800	1.1	N	
	SB 1.4L to eng no. 19241622 & eng no. 02BF1475	4/94 on	R42XLS	0.9			AC4				41804	0.9	N	
	SB 1.4L to eng no. 19241623 & eng no. 02BF1476	4/94 on	R6608	0.9	N		AC5				41800	1.1	N	
	XC (Z14 XE) 1.4L	4/01 on	R6608	0.9	N		AC5				41800	1.1	N	
Calibra	2.5L	1995 on	FR2LS	1.0			AC5				41801	1.1	N	
	YE DOHC	1991 on	FR2LS	1.0			AC5							
	YE DOHC Turbo 4 x 4	6/94 on	R5610	1.1			AC5				41806	1.1	N	
	YE SOHC	1991 on	R43XLS	0.9			AC4				41802	1.1	N	
Camira	JB, JD	82-87	42XLS	0.9			AC4							
	JE	1987 on	CR42XLSX	1.1	N		AC4							
Commodore 6 Cyl	VB 2.85L, 3.3L	78-80	R44TS	0.8			AC2							
	VC, VH 2.8L	80-84	R42LTS6	1.5			AC8							
	VC, VH, VK 3.3L	80-86	R42LTS6	1.5			AC8							
	VL 3.0L, Turbo	86-88	FR2LS	1.0			AC5							
	VN 3.8L	1988 on	R44LTS6	1.5			AC3			N				
	VN-VT LPG	88-00	R42LTS6	0.6							41810	1.12	N	
	VP, VR 3.8L	3/91 on	R42LTS6	1.5			AC8							
	VS 3.8L	4/95 on	R42LTS6	1.5			AC8				41810	1.1	N	
	VS, 3.8L, Supercharged	9/96 on	R4600	1.1	N									
	VT 3.8L	9/97 on	R42LTS6	1.5			AC8				41810	1.1	N	
	VT, 3.8L, Supercharged	9/97 on	R4600	1.1	N									
	VX 3.8L	9/00 on	R42LTS6	1.5			AC8				41810	1.1	N	
	VX, 3.8L, Supercharged	9/00 on	R4600	1.1	N									
	VX LPG	2000 on	R6603	1.0	N									
	VY 3.8L	9/02 on	R42LTS6	1.5			AC8				41810	1.1	N	


Make and Model		Year	ACDelco®								
			Regular	Gap (mm)		RapidFire	Gap (mm)		Platinum	Gap (mm)	
Commodore 8 Cyl	VB 4.2L, 5.0L	78-80	R44TS	0.8		AC2					
	VC, VH, VK, VL 4.2L, 5.0L	80-89	R44TSX	1.5		AC2					
	VL Walkinshaw 5.0L		R42LTS	1.2		AC8					
	VN, VP, VR 5.0L	1989 on	R42LTS	1.2		AC8					
	VN-VT LPG	2000	R6602	0.8	N				41812	1.1	1,N
	VS 5.0L	4/95 on	R42LTS	1.2		AC8			41804	0.9	N
	VT 5.0L	9/97 on	R42LTS	1.2		AC8			41804	0.9	N
	VT Series II 5.7L (Gen III V8)	6/99-9/00				AC6		N	41805	1.4	N
	VU Utility 5.7L (Gen III V8)	1/00 on				AC6		N	41805	1.4	N
	VX 5.7L (Gen III V8)	10/00 on				AC6		N	41805	1.4	N
	VY 5.7L (Gen III V8)	9/02 on				AC6		N	41805	1.4	N
Drover	1300		43XLS	0.7		AC4					
EH	6 Cyl		43XLS	0.7		AC4					
Frontera	2.0L	1996 on	FR2LS	1.0		AC5					
Gemini	RB	1985 on	R43XLS	0.9		AC4			41802	1.1	N
	TC, TD, TE, TF, TX	75-85	42XLS	0.9		AC4					
HD, HG, HK, HR, HT	161, 186 cu. in. 6 Cyl		43XLS	0.7		AC4					
HG, HJ, HQ, HT, HX, HZ	253, 308 cu.in. 8 Cyl		R44TS	0.8		AC2					
Jackaroo	1.8L, 2.0L, 2.2L, 2.3L	81-90	42XLS	0.9		AC4					
	2.6L	1990 on	CR42XLSX	1.1	N	AC4			41804	0.9	N
	3.2L V6 6VDI	1992 on	FR2LS	1.0		AC5			41801	1.1	N
	UBS 3.5L, 6VEI	2/98 on	FR3LS	1.0		AC5			41800	1.1	N
Nova	LE, LF, 1.4L (6A-FC)	6/89 on				AC5					
	LE, LF, 1.6L (4A-FC)	6/89 on				AC5					
	LF 1.6L (4A-FE)	92-10/94	FR3LS	1.0		AC5					
Piazza			CR42XLSX	1.1	N	AC4			41804	0.9	N
Rodeo	1.6L, 1.8L, 2.0L, 2.2L, 2.3L	80-89	42XLS	0.9		AC4					
	TF 2.6L 4ZE1	7/88 on	CR42XLSX	1.1	N	AC4			41804	0.9	N
	TF 3.2L 6VD1	12/97 on	FR3LS	1.0		AC5			41800	1.1	N
	TF (C22NE) 2.2L	1999 on	CR42XLSX	1.1	N				41804	0.9	N
Shuttle	1.8L, 2.0L		42XLS	0.9		AC4					
Statesman 6 Cyl	VQ 3.8L Series I	3/90-12/91	R44LTS6	1.5		AC3		N			
	VQ 3.8L Series II	12/91-3/94	R42LTS6	1.5		AC8					
	VR, VS 3.8L	6/94 on	R42LTS6	1.5		AC8					
	VSII, WH, 3.8L, Supercharged	9/96 on	R4600	1.1	N						
	WB 3.3L	1980 on	R42LTS6	1.5		AC8					
	WH 3.8L	6/99 on	R42LTS6	1.5		AC8			41810	1.1	N
Statesman 8 Cyl	HJ, HX, HZ, VB	8/74-3/80	R44TS	0.8		AC2					
	VQ, VR, VS	1990 on	R42LTS	1.2		AC8					
	WB	5/80-85	R44TSX	1.5		AC2					
	WH 5.7L (Gen III V8)	6/99 on				AC6		N	41805	1.4	N
Torana	HB, LC, LJ (except 1.6L, 1.8L) 4 Cyl	67-74	42XLS	0.9		AC4					
	LC, LJ, TA 1.6L, 1.8L	71-74	R43T	1.0							
	LC, LJ XU1 6 Cyl	69-74	42XLS	0.9		AC4					
	LC (with gasket seats) 6 Cyl	69-72	43XLS	0.7		AC4					
	LH SLR5000	74-79	R43T	1.0							
	TA 1.3L		42XLS	0.9		AC4					

Make and Model		Year	ACDelco®								
			Regular	Gap (mm)		RapidFire	Gap (mm)		Platinum	Gap (mm)	
Holden (cont.)											
Vectra	2.0L DOHC	6/97 on	R6608	0.9	N	AC5			41801	1.1	N
	2.2L JSII	11/00 on	FR2LS	1.0		AC4			41801	1.1	N
	2.5L DOHC	6/97 on	R6608	0.9	N	AC5			41801	1.1	N
Honda											
Accord	1.6L Single Carb	79-81	43XLS	0.7		AC4					
		1982	43XLS	0.7		AC4					
		1983	42XLS	0.9		AC4					
	1.8L Single Carb	84-85	42XLS	0.9		AC4					
	2.0L Single Carb/EFI	86-89	R42XLS	0.9		AC4					
	2.2L EFI	90-93	R5610	1.1		AC5					
		1994 on	R8602	1.1	N	AC5			41806	1.1	N
	2.3L V-TECH	1998 on	R8602	1.1	N	AC5			41806	1.1	N
	3.0L V-TECH	1998 on	R8602	1.1	N	AC5			41806	1.1	N
Aerodeck	2.2L EFI	92-93	R5610	1.1		AC5					
Civic	1.2L Single Carb	73-79	42XLS	0.9		AC4					
	1.3L Single Carb	80-81	43XLS	0.7		AC4					
		82-83	43XLS	0.7		AC4					
	1.5L EFI	94-95	R8602	1.1	N	AC5			41806	1.1	N
	1.5L Single Carb	84-86	42XLS	0.9		AC4					
		1987	R42XLS	0.9		AC4					
	1.5L Twin Carb	88-89	FR2LS	1.0		AC5					
	1.6L D16Y1 Engine	11/95 on	FR2LS	1.0		AC5					
	1.6L DOHC EFI	92-93	FR2LS	1.0		AC5					
	1.6L EFI	94-11/95	FR2LS	1.0		AC5			41801	1.1	N
	VEI 1.5L V-TECH EFI	to 95	R8602	1.1	N	AC5			41806	1.1	N
	Concerto	1.6L EFI	89-90	FR2LS	1.0		AC5				
CRV	2.0L (B20B) DOHC	10/97-12/98	R8602	1.1	N	AC5			41806	1.1	N
CRX	1.6L EFI	88-91	FR2LS	1.0		AC5					
		1992 on	FR2LS	1.0		AC5			41801	1.1	N
Integra	1.6L EFI	86-88	FR2LS	1.0		AC5					
	1.8L EFI	1994 on				AC5			41806	1.1	N
	1.8L V-TECH EFI	1994 on	FR2LS	1.0		AC5			41801	1.1	N
	Type R 1.8L Vtir	10/99 on				AC5			41801	1.1	N
Legend	2.5L EFI	86-87	FR2LS	1.0		AC5					
	2.7L EFI	88-90	FR2LS	1.0		AC5					
	3.2L EFI	1991 on				AC5			41801	1.1	N
	V6 3.5L	1996 on				AC5			41801	1.1	N
NSX	V6 3.0L	1/91 on				AC5			41801	1.1	N
	V6 3.2L	1/98 on				AC5			41801	1.1	N
Odyssey	2.2L	95-12/97				AC5			41806	1.1	N
	2.3L SOHC LEV V-Tech	1/00 on				AC5			41806	1.1	N
	2.3L SOHC V-Tech	98-12/99				AC5			41806	1.1	N

Make and Model		Year	ACDelco®								
			Regular	Gap (mm)		RapidFire	Gap (mm)		Platinum	Gap (mm)	
Prelude	1.6L Single Carb	79-81	43XLS	0.7		AC4					
		1982	43XLS	0.7		AC4					
	1.8L Twin Carb	83-85	42XLS	0.9		AC4					
	2.0L 4WS EFI	88-91	FR2LS	1.0		AC5					
	2.0L Twin Carb	86-87	FR2LS	1.0		AC5					
	2.2L 16V Vtir	94-96				AC5			41806	1.1	N
	2.2L DOHC V-TECH	1997 on				AC5			41801	1.1	N
	2.2L SOHC EFI	92-94				AC5			41806	1.1	N
	2.2L V-Tech EFI	1994 on				AC5			41806	1.1	N
	2.3L DOHC EFI	92-94				AC5			41806	1.1	N
Hyundai											
Excel	1.5L (Alpha II Eng)	10/94 on	FR3LS	1.0		AC5			41800	1.1	N
	1.5L Carb	86-91	R42XLS	0.9		AC4					
	1.5L DOHC	1/98 on	FR3LS	1.0		AC5			41800	1.1	N
	1.5L EFI	11/91-10/94	CR42XLSX	1.1	N	AC4			41801	1.1	N
	Van 1.5L	1995 on	CR42XLSX	1.1	N	AC4			41804	0.9	N
Grandeur	V6 (Sigma)	9/99 on				AC5			41800	1.1	N
Lantra	1.6L	1991 on	CR42XLSX	1.1	N	AC4			41804	0.9	N
	1.8L J1	8/92 on	CR42XLSX	1.1	N	AC4			41804	0.9	N
	1.8L J2 DOHC	10/95 on	FR3LS	1.0		AC5			41800	1.1	N
	2.0L Beta DOHC	2/99 on	FR3LS	1.0		AC5			41800	1.1	N
	XD DOHC 2.0L 104kW	11/00 on	FR3LS	1.0		AC5			41800	1.1	N
S Coupe	1.5L (Alpha I Eng)	8/92 on	FR3LS	1.0		AC5			41800	1.1	N
	1.5L (P Eng)	84-8/92	R42XLS	0.9		AC4			41804	0.9	N
	1.8L (Beta Eng)	8/96 on	FR3LS	1.0		AC5			41800	1.1	N
	2.0L (Beta Eng)	8/96 on	FR3LS	1.0		AC5			41800	1.1	N
	Turbo 1.5L (Alpha I Eng)	8/92 on	FR2LS	1.0		AC5					
Santa Fe	2.4L 4cyl. (Sirius)	11/00 on				AC4			41802	1.1	N
	2.7L V6 (Delta)	11/00 on				AC5			41800	1.1	N
Sonata	2.0L (F Eng) 16V or DOHC	8/94 on	R42XLS	0.9		AC4					
	2.3L V6 (G6AT)	7/93-8/98				AC4			41804	0.9	N
	2.4L (S Eng)	1989 on	R42XLS	0.9		AC4					
	2.5L V6	8/98 on				AC5			41800	1.1	N
	3.0L V6 (T Eng.)	1990 on				AC4			41802	1.1	N
Trajet	2.7L V6 (G6BAX)	6/00 on				AC5			41800	1.1	N
Jaguar											
Sovereign	3.2L V8 DOHC 32V	10/98 on				AC5			41801	1.1	N
	4.0L V8 DOHC 32V	11/97 on				AC5			41801	1.1	N
XJ8	3.2L V8 DOHC 32V	11/97 on				AC5			41801	1.1	N
	4.0L V8 DOHC 32V	11/97 on				AC5			41801	1.1	N
XK8	4.0L V8 DOHC 32V	10/96 on				AC5			41801	1.1	N
XKR	4.0L V8 DOHC 32V	5/98 on				AC5			41801	1.1	N

Make and Model		Year	ACDelco®								
			Regular	Gap (mm)		RapidFire	Gap (mm)		Platinum	Gap (mm)	
Kia											
Carnival	2.5L DOHC (KV6)	9/99 on				AC5			41801	1.1	N
Credos	2.0L DOHC	6/98 on	R6606	1.1		AC5			41801	1.1	N
Mentor	1.5L DOHC	6/98 on	R6606	1.1		AC4			41802	1.1	N
	1.5L SOHC	1/97 on	R6606	1.1		AC4			41801	1.1	N
	1.8L DOHC	6/98 on	FR2LS	1.0		AC5					
Optima	2.5L V6 (Delta)	5/01 on							41800	1.1	N
Shuma	1.8L DOHC	2000 on	FR2LS	1.0		AC5					
Sportage	2.0L DOHC	1/97 on	R6606	1.1		AC5			41801	1.1	N
Lexus											
ES300	3VZ-FE	92-8/96	FR2LS	1.0		AC5			41825	1.1	N
						AC5			41801	1.1	N
GS300	3.0L (1MZ-FE)	11/97 on				AC5			41801	1.1	N
	3.0L (2JZ-GE)	1999 on				AC5			41801	1.1	N
IS200	2.0L (1G-FE)	3/99 on				AC5			41801	1.1	N
LS400	4.0L (1UZ-FE)	4/90-7/97	FR2LS	1.0		AC5			41801	1.1	N
	4.0L V8 (1UZFE)	7/97 on				AC5			41801	1.1	N
LS430	4.3L V8 (3UZ-FE)	11/00 on				AC5			41801	1.1	N
LX470	4.7L V8 (2UZ-FE)	5/98 on				AC5			41801	1.1	N
Mazda											
121	1.3L	87-91	R43XLS	0.9		AC5			41800	1.1	N
	1.3L B3 16V	91-12/96	FR3LS	1.0		AC5			41800	1.1	N
	1.5L B5	94-12/96	FR3LS	1.0		AC5			41800	1.1	N
	1.8L, 2.0L	76-80	42XLS	0.9		AC4					
	Metro 1.3L (B3)	11/96 on	FR3LS	1.0		AC5			41800	1.1	N
	Metro 1.5L (B5)	11/96 on	FR3LS	1.0		AC5			41800	1.1	N
323	1.3L, 1.4L, 1.5L	77-85	43XLS	0.7		AC4					
	1.6L Carb & EGI	85-8/89	R43XLS	0.9		AC5			41800	1.1	N
		10/89-7/94	FR3LS	1.0		AC5			41800	1.1	N
	1.6L DOHC, Turbo	87-10/89	FR2LS	1.0		AC5					
	1.8L DOHC EGI	10/89-7/94	FR2LS	1.0		AC5			41801	1.1	N
	1.8L DOHC Turbo	10/89-6/94	FR2LS	1.0		AC5			41801	1.1	N
	1.8L SOHC EGI	10/89-6/94	FR2LS	1.0		AC5			41801	1.1	N
	Astina 1.8L, 2.0L DOHC V6	7/94-9/98	FR2LS	1.0		AC5			41801	1.1	N
	Astina 1.8L EGI DOHC	89-6/94	FR2LS	1.0		AC5			41801	1.1	N
	Astina 1.8L EGI SOHC	89-6/94	FR3LS	1.0		AC5			41800	1.1	N
	Astina, Protégé, 1.6L, (ZM) DOHC	9/98 on				AC5			41806	1.1	N
	Astina, Protégé, 1.8L, (FP) DOHC	9/98 on	FR3LS	1.0		AC5			41800	1.1	N
	Protégé 1.6L DOHC	8/94-9/98	FR3LS	1.0		AC5			41800	1.1	N
	Protégé 1.8L DOHC	8/94-9/98	FR2LS	1.0		AC5			41801	1.1	N

Make and Model		Year	ACDelco®								
			Regular	Gap (mm)		RapidFire	Gap (mm)		Platinum	Gap (mm)	
626	2.0L	78-83	42XLS	0.9		AC4					
		83-87	R43XLS	0.9		AC4					
		1/92-9/97	FR3LS	1.0		AC5			41800	1.1	N
	2.0L Carb (unleaded)	86-87	R43XLS	0.9		AC4			41802	1.1	N
	2.0L (FS-DE) DOHC	9/97 on				AC5			41806	1.1	N
	2.0L Turbo (unleaded)	86-87	R42XLS	0.9		AC4			41804	0.9	N
	2.2L, Turbo	12/89 on				AC5			41806	1.1	N
	2.5L V6	1/92 on				AC5			41806	1.1	N
929	1.8L, 2.0L	73-84	42XLS	0.9		AC4					
	2.0L	84-86	R43XLS	0.9		AC4					
	2.0L EGI, Carb	1986	R43XLS	0.9		AC4			41802	1.1	N
	3.0L EGI	12/89-91				AC5			41806	1.1	N
	3.0L EGI DOHC	12/89-91				AC5			41806	1.1	N
	3.0L (HE) V6	7/96 on				AC5			41806	1.1	N
	3.0L (JE-ZE)	6/91-7/96	FR3LS	1.0		AC5			41800	1.1	N
	3.0L V6	87-89	FR2LS	1.0		AC5					
B1500			43XLS	0.7		AC4					
B1600	1981 on	43XLS	0.7		AC4						
	to 89	42XLS	0.9		AC4						
B1800, B2000			43XLS	0.7		AC4					
B2200		1987 on	R43XLS	0.9		AC4					
B2600	87-89	43XLS	0.7		AC4						
	90-92	FR2LS	1.0		AC5						
	2WD G6 2.6L	1990 on				AC5			41806	1.1	N
	4WD G6 2.6L	2/90 on	FR2LS	1.0		AC5					
Bongo Van			42XLS	0.9		AC4					
Bravo	4x2 G6 2.6L	1/96 on				AC5			41806	1.1	N
Capella	1.6L		42XLS	0.9		AC4					
D1100, D1500, D2000			42XLS	0.9		AC4					
E1300, E1400, E1500, E1600			43XLS	0.7		AC4					
E1800, E2000, E2300			43XLS	0.7		AC4					
E2000	2.0L FE	4/97 on	R43XLS	0.9		AC4					
Mellinia	2.3L (KJ) 147kW 10/2000 on								41806	1.1	N
MPV	2.5L, (GY-DE) DOHC	8/99 on	R44LTS6	1.5		AC3		N	41810	1.1	N
	2.5L V6 DOHC (Duratec) 6/1999-on					AC3		N	41810	1.1	N
	3.0L, V6 (JE)					AC5			41806	1.1	N
MX5	1.6L	1989 on	FR2LS	1.0		AC5			41801	1.1	N
	NA8C, 1.8L DOHC	94-12/97	FR3LS	1.0		AC5			41800	1.1	N
	NB8C, 1.8L DOHC	1/98 on	FR3LS	1.0		AC5			41800	1.1	N
MX6	2.2L, Turbo	12/89 on				AC5			41806	1.1	N
	2.5L V6	1/92 on				AC5			41806	1.1	N

Make and Model		Year	ACDelco®									
			Regular	Gap (mm)		RapidFire	Gap (mm)		Platinum	Gap (mm)		
Mercedes-Benz												
180E	1.8L	1991 on	R42LTS	1.2		AC8						
190E	2.0L	86-8/93	R42LTS	1.2		AC8						
	2.6L	91-5/93	R42LTS	1.2		AC8						
200, 220, 230, 230/4, 230/6		68-76	42XLS	0.9		AC4						
230	M115 Engine	76-3/81	42XLS	0.9		AC4						
230E, GE, TE	M102 Engine	85-9/92	R42LTS	1.2		AC8						
250, 250C, 250CE		68-76	42XLS	0.9		AC4						
260E	M103 Engine	86-9/92	R42LTS	1.2		AC8						
280/C/S/E/CE/SE/SEL/SL/SLC		68-76	42XLS	0.9		AC4						
280E/CE/TE/SE/SEL		76-86	42XLS	0.9		AC4						
300CE	24V M104 Engine	9/89-6/93	FR3LS	1.0		AC5						
300E, 300TE		68-76	R42LTS	1.2		AC8						
300SE, 300SEL	3.5L	68-76	42XLS	0.9		AC4						
	W126	86-3/92	R42LTS	1.2		AC8						
300SEL	6.3L	68-76	42XLS	0.9		AC4						
350SE, 350SEL		68-76	42XLS	0.9		AC4						
380SE, 380SEC, 380SEL, 380SL		81-86	42XLS	0.9		AC4						
420SEL	126	1976 on	42XLS	0.9		AC4						
450SE, 450SEL, 450SL, 450SLC		68-80	42XLS	0.9		AC4						
500SEC, 560SEL, 560SL, 560SLC		86-6/91	42XLS	0.9		AC4						
C200K	203, 2.0L	11/00 on				AC5			41801	1.1	N	
C240	202, 2.4L	4/97 on	FR3LS	1.0		AC5			41800	1.1	N	
	203, 2.6L	11/00 on				AC5			41800	1.1	N	
C280	202, 2.8L	6/97 on	FR3LS	1.0		AC5			41800	1.1	N	
C320	203, 3.2L V6	11/00 on				AC5			41800	1.1	N	
C43	202, 4.3L	9/97 on	FR3LS	1.0		AC5			41800	1.1	N	
CL500	5.0L	3/00 on				AC5			41800	1.1	N	
CL600	140, 6.0L 290kW	5/97 on				AC5			41800	1.1	N	
CLK200	208, 2.0L	1998 on	FR3LS	1.0		AC5						
CLK320	208, 3.2L	1998 on	FR3LS	1.0		AC5			41800	1.1	N	
CLK430	208, 4.3L	6/98 on	FR3LS	1.0		AC5			41800	1.1	N	
CLK55	208, 5.5L 255kW	3/00 on				AC5			41800	1.1	N	
E200K	210, 2.0L	8/00 on				AC5			41800	1.1	N	
E240	210, 2.4L	4/97 on	FR3LS	1.0		AC5			41800	1.1	N	
E280	210, 2.8L	3/97 on	FR3LS	1.0		AC5			41800	1.1	N	
E320	210, 3.2L	96-2/97	FR3LS	1.0		AC5						
		3/97 on	FR3LS	1.0		AC5			41800	1.1	N	
E430	210, 4.3L	4/97 on	FR3LS	1.0		AC5			41800	1.1	N	
E55 AMG	210, 5.5L	5/97 on	FR3LS	1.0		AC5			41800	1.1	N	
ML320	3.2L	11/98 on	FR3LS	1.0		AC5			41800	1.1	N	
ML430	4.3L	11/98 on	FR3LS	1.0		AC5			41800	1.1	N	
ML55	163, 5.4L	1999 on				AC5			41800	1.1	N	
S320	220, 3.2L	10/98 on	FR3LS	1.0		AC5			41800	1.1	N	
S430	220, 4.3L	10/98 on	FR3LS	1.0		AC5			41800	1.1	N	
S500	220, 5.0L	10/98 on	FR3LS	1.0		AC5			41800	1.1	N	
SL280	129, 2.8L	7/97 on	FR3LS	1.0		AC5			41800	1.1	N	
SL320	129, M112 3.2L	2/99 on				AC5			41800	1.1	N	

Make and Model			Year	ACDelco®								
				Regular	Gap (mm)		RapidFire	Gap (mm)		Platinum	Gap (mm)	
SL500	5.0L	2/99 on					AC5			41800	1.1	N
SLK200	170, 2.0L	8/00 on					AC5			41801	1.1	N
SLK230	170, 2.3L	8/00 on					AC5			41801	1.1	N
	170, 3.2L	8/00 on					AC5			41801	1.1	N
	Kompressor Convertible, 2.3L	6/97 on	FR2LS	1.0			AC5			41801	1.1	N
Mitsubishi												
3000 GT	3.0L Turbo						AC5			41801	1.1	N
Canter	400 Series	1986 on	42XLS	0.9			AC4					
	FC 2.4L	79-81	42XLS	0.9			AC4					
	FC 2.6L	81-84	43XLS	0.7			AC4					
	T217, FC211, FC212		43XLS	0.7			AC4					
	T97, T207, T215, T216		42XLS	0.9			AC4					
Colt	1.4L, 1.6L	81-84	43XLS	0.7			AC4					
		1985 on	42XLS	0.9			AC4					
	1000, 1100, 1100S, 1200		43XLS	0.7			AC4					
Cordia	1.6L, 1.8L (except Turbo)	1983 on	43XLS	0.7			AC4					
Express/Starwagon	2.0L	87-9/88	43XLS	0.7			AC4					
		10/88 on	42XLS	0.9			AC4					
	2.4L	86-8/90	42XLS	0.9			AC4					
		9/90 on	CR42XLSX	1.1	N		AC4			41804	0.9	N
Galant	GA, GB, GC	70-76	42XLS	0.9			AC4					
	GD	76-77	43XLS	0.7			AC4					
	HG DOHC, SOHC	89-90	CR42XLSX	1.1	N		AC4			41804	0.9	N
	HH, VR4	1990 on	42XLS	0.9			AC4					
	HJ 2.0L V6 24V	4/93 on					AC5			41801	1.1	N
	HJ (4G63) 4 Cyl	1993 on	FR3LS	1.0			AC5			41800	1.1	N
L200	1.6L		43XLS	0.7			AC4					
	2.0L		42XLS	0.9			AC4					
L300	1.6L, 1.8L		43XLS	0.7			AC4					
Lancer	1.4L	74-75	42XLS	0.9			AC4					
		77-79	43XLS	0.7			AC4					
	1.6L	78-79	42XLS	0.9			AC4					
	CA 1.5L Carb	88-90	42XLS	0.9			AC4					
	CA 1.5L MPI	88-90	42XLS	0.9			AC4					
	CB 1.5L, 1.6L MPI	1990 on	42XLS	0.9			AC4					
	CB 1.5L Carb	1990 on	42XLS	0.9			AC4					
	CC 1.5L Carb		43XLS	0.7			AC4					
	CC 1.6L MPI SOHC		FR3LS	1.0			AC5			41800	1.1	N
	CC 1.8L MPI DOHC Turbo		FR2LS	1.0			AC5					
	CC 1.8L MPI SOHC		FR3LS	1.0			AC5			41800	1.1	N
	CE 1.5L MPI	9/96 on	43XLS	0.7			AC4					
	CE 1.8L MPI	9/96 on	FR3LS	1.0			AC5			41800	1.1	N

Make and Model		Year	ACDelco®									
			Regular	Gap (mm)		RapidFire	Gap (mm)		Platinum	Gap (mm)		
Mitsubishi (cont.)												
Magna	TE 2.4L	4/96 on	FR3LS	1.0		AC5			41800	1.1	N	
	TE, TF 3.5L (Front Bank)	4/96-99	FR2LS	1.0		AC5			41800	1.1	N	
	TE, TF 3.5L (Rear Bank)	4/96-99	FR2LS	1.0		AC5			41800	1.1	N	
	TE, TF, TH, TJ 3.0L (Front Bank)	4/96 on	FR2LS	1.0		AC5			41801	1.1	N	
	TE, TF, TH, TJ 3.0L (Rear Bank)	4/96 on	FR2LS	1.0		AC5			41801	1.1	N	
	TE, TJ 3.0L (Front Bank)	1999 on	FR2LS	1.0		AC5			41800	1.1	N	
	TE, TJ 3.0L (Rear Bank)	1999 on	FR2LS	1.0		AC5			41801	1.1	N	
	TH, TJ 3.5L (Front Bank)	3/99 on	FR3LS	1.0		AC5			41800	1.1	N	
	TH, TJ 3.5L (Rear Bank)	3/99 on	FR2LS	1.0		AC5			41800	1.1	N	
	TM Leaded	to 86	43XLS	0.7		AC4						
	TM, TN, TP	86-90	42XLS	0.9		AC4						
	TR, TS 2.6L	1991 on	42XLS	0.9		AC4						
	TR, TS 3.0L V6	1993 on	42XLS	0.9		AC4						
	Mirage	CE 1.5L MPI	1996 on	43XLS	0.7		AC4					
Nimbus	UA, UB	1986 on	42XLS	0.9		AC4						
	UC 2.0L	9/87 on	R41XLS	0.8								
	UF 2.4L 16V	1993 on	FR3LS	1.0		AC5			41800	1.1	N	
	UF 2.4L 8V	1992 on	CR42XLSX	1.1	N	AC4						
Pajero	NA, NB, NC, 2.6L Astron	83-86	43XLS	0.7		AC4						
	ND, NE, 2.6L Astron	86-88	42XLS	0.9		AC4						
	NF, NG, 2.6L	88-91	43XLS	0.7		AC4						
	NF, NG, 3.0L V6	1988 on	R43XLS	0.9		AC4						
Scorpion	2.0L		42XLS	0.9		AC4						
	2.6L		43XLS	0.7		AC4						
Sigma	1.6L, 1.8L, 2.6L		43XLS	0.7		AC4						
	2.0L		42XLS	0.9		AC4						
	Turbo		R41XLS	0.8								
Starwagon	WA 3.0L (6G72)	1995 on				AC5			41801	1.1	N	
Triton	ME, MG 2600	86-90	42XLS	0.9		AC4						
	MH 2600	1990 on	43XLS	0.7		AC4						
	MH 3000 V6	1990 on	43XLS	0.7		AC4						
	MJ 2600 (4G5)	1993 on	43XLS	0.7		AC4						
	MJ 3000 (6G7)	1993 on	43XLS	0.7		AC4						
	MK 2.4L	10/96 on	FR3LS	1.0		AC5			41800	1.1	N	
Verada	KE, KF 3.5L (Front bank)	96-4/99	FR3LS	1.0		AC5			41800	1.1	N	
	KE, KF 3.5L (Rear bank)	96-4/99	FR3LS	1.0		AC5			41801	1.1	N	
	KR, KS 3.0L V6	1992 on	42XLS	0.9		AC4						
Nissan												
1 Tonne	521		42XLS	0.9		AC4						
	720 L18		43XLS	0.7		AC4						
	720 L22		42XLS	0.9		AC4						
120Y			43XLS	0.7		AC4						
180B, 200B			42XLS	0.9		AC4						
200SX	7/94 on					AC5			41801	1.1	N	
240C, 240K, 260C, 260Z			42XLS	0.9		AC4						

Make and Model		Year	ACDelco®								
			Regular	Gap (mm)		RapidFire	Gap (mm)		Platinum	Gap (mm)	
280C	L28	78-81	42XLS	0.9		AC4					
	L28E	82-83	42XLS	0.9		AC4					
280ZX	L28E	79-84	42XLS	0.9		AC4					
300C, 300ZX	VG30E	84-85	FR2LS	1.0		AC5					
		86-89	FR2LS	1.0		AC5					
300ZX-T	VG30ET	1989	FR2LS	1.0		AC5					
Bluebird	LX, Ti, SSS, KA24DE 2.4L	9/93 on	FR2LS	1.0		AC5			41801	1.1	N
	Series I, II L20	81-85	42XLS	0.9		AC4					
	Series III CA20S	85-86	FR2LS	1.0		AC5					
EXA	CA16DE, CA18DE	87-10/91				AC5			41801	1.1	N
Gazelle	CA20E	84-88	FR2LS	1.0		AC5					
Infiniti	VH45DE	4/93 on				AC5			41801	1.1	N
Maxima	CA33, 3.0L, (VQ30DE)	1/00 on	FR3LS	1.0		AC5			41800	1.1	N
	VG30E	90-2/95	FR2LS	1.0		AC5			41801	1.1	N
	VQ30DE, 30G, GV, J	2/95-12/99	FR3LS	1.0		AC5			41800	1.1	N
Micra	CG13DE	7/95 on	FR3LS	1.0		AC5			41800	1.1	N
Navara	D21 King Cab Z24 Exhaust	10/87-3/92	42XLS	0.9		AC4					
	D21 King Cab Z24 Inlet	10/87-3/92	43XLS	0.7		AC4					
	D21 VG30E	3/92 on	FR2LS	1.0		AC5					
	D21 Z20S	9/85 on	42XLS	0.9		AC4					
	D21 Z24	9/85-3/92	42XLS	0.9		AC4					
Nomad/Vanette	GC22 Z20S	83-4/88	42XLS	0.9		AC4					
	GC22 Z20S Inlet/Exhaust	4/88 on	43XLS	0.7		AC4					
	GC22 Z24S	83-10/87	42XLS	0.9		AC4					
	GC22 Z24S Exhaust	10/87 on	43XLS	0.7		AC4					
	GC22 Z24S Inlet	10/87 on	42XLS	0.9		AC4					
NX, NX-R	2.0L SR20DE DOHC	8/91 on				AC5			41801	1.1	N
Pathfinder	R50 VG33E	11/95 on	FR3LS	1.0		AC5			41800	1.1	N
	WD21 VG30E	7/92 on	FR2LS	1.0		AC5					
	WD21 Z24S Exhaust	8/86-7/92	43XLS	0.7		AC4					
	WD21 Z24S Inlet	8/86-7/92	42XLS	0.9		AC4					
Patrol	160 L28	81-87	42XLS	0.9		AC4					
	160 P40	76-87	43XLS	0.7		AC4					
	61		43XLS	0.7		AC4					
	Y60 RB30S	9/88 on	FR2LS	1.0		AC5					
	Y60 TB42S	8/87 on	43XLS	0.7		AC4					
Pintara	FWD CA20E Exhaust	1989 on	FR3LS	1.0		AC5					
	FWD CA20E Inlet	1989 on	FR2LS	1.0		AC5					
	RWD CA20E	86-89	FR2LS	1.0		AC5					
Praire	1.5L (E15)		43XLS	0.7		AC4					

Make and Model		Year	ACDelco®										
			Regular	Gap (mm)		RapidFire	Gap (mm)		Platinum	Gap (mm)			
Nissan (cont.)													
Pulsar	1.6L, 1.8L GM Engine	1987 on	R42XLS	0.9			AC4				41804	0.9	N
	1.6L, N14 GA16DE	11/91-95	FR3LS	1.0			AC5				41800	1.1	N
	1.6L, N15 GA16DE	10/95 on	FR2LS	1.0			AC5				41801	1.1	N
	A14, E13, E15 (except Turbo)	80-86	43XLS	0.7			AC4						
	E16	86-87	R43XLS	0.9			AC4				41802	1.1	N
	ET Turbo E15ET	83-85	42XLS	0.9			AC4						
		86-87	CR42XLSX	1.1	N		AC4				41804	0.9	N
	EXA ET Turbo E15ET	83-85	42XLS	0.9			AC4						
		86-87	CR42XLSX	1.1	N		AC4				41804	0.9	N
	N14 2.0L SR20DE	11/91-9/95					AC5				41800	1.1	N
N15 2.0L SR20DE	8/95-6/00					AC5				41801	1.1	N	
Skyline	L24	78-80	42XLS	0.9			AC4						
	L24E	81-85	42XLS	0.9			AC4						
	RB30E	1986 on	FR2LS	1.0			AC5						
Stanza			43XLS	0.7			AC4						
Sunny		79-81	43XLS	0.7			AC4						
Urvan	E23 H20, Z20		43XLS	0.7			AC4						
	E24 Z24S		42XLS	0.9			AC4						
Ute	Ford Engine	1988 on	R9601	1.1			AC4						
Vector	1.8L GM Engine	1987 on	R42XLS	0.9			AC4						
Peugeot													
104	Berline, Coupe		R42LTS	1.2			AC8						
204	Berline, Break	to 75	42XLS	0.9			AC4						
	Berline, Coupe	1976 on	R42LTS	1.2			AC8						
205	1.6L XU5M		FR3LS	1.0			AC5						
	GTI 1.9L XU9JAZ		FR3LS	1.0			AC5						
304S	Berline, Cabriolet, Coupe		R41XLS	0.8									
	Cabriolet, Coupe		R42LTS	1.2			AC8						
305	Berlina, Break		R42LTS	1.2			AC8						
306	Cabriolet, 1.8L XU7JP		FR3LS	1.0			AC5						
	S16 2.0L XU10J4		FR1LS	1.0									
	XR, XT, 1.8L XU7JP		FR3LS	1.0			AC5						
404	Berline, Grand Tourisme		42XLS	0.9			AC4						
404L	Break Super Luxe, Famitiale Grand Luxe		42XLS	0.9			AC4						
405	1.9L XU9J4	87-93	FR2LS	1.0			AC5						
	1.9L XU9JAZ	87-93	FR3LS	1.0			AC5						
504	Berline, Break, Cabriolet, Commerciale		42XLS	0.9			AC4						
	Coupe Familiale, L, GL, GL6		42XLS	0.9			AC4						
	V6, Cabriolet, Coupe		R42LTS	1.2			AC8						
504L	Berline		42XLS	0.9			AC4						

Make and Model		Year	ACDelco®								
			Regular	Gap (mm)		RapidFire	Gap (mm)		Platinum	Gap (mm)	
505	2.2L	1986 on	R42LTS	1.2		AC8					
	GR, SR	to 80	42XLS	0.9		AC4					
		1981 on	R42LTS	1.2		AC8					
	GTI, STI		R42LTS	1.2		AC8					
	Turbo	to 83	42XLS	0.9		AC4					
604	V6 (ZNU)	76-6/86	R42LTS	1.2		AC8					
Proton											
M21	Coupe 1.8L (4G93)	10/97 on	FR2LS	1.0		AC5			41801	1.1	N
Persona	1.3L (4G13)	10/99 on	R43XLS	0.9		AC4			41802	1.1	N
	1.5L (4G15)	12/96 on	R43XLS	0.9		AC4			41802	1.1	N
	1.6L (4G92)	12/96 on	FR2LS	1.0		AC5			41801	1.1	N
Satria	1.3L (4G13)	4/99 on	R43XLS	0.9		AC4			41802	1.1	N
	1.5L (4G15)	2/97 on	R43XLS	0.9		AC4			41802	1.1	N
	1.6L (4G92)	2/97 on	FR2LS	1.0		AC5			41801	1.1	N
	1.8L GTi (4G93) DOHC	9/99 on	FR2LS	1.0		AC5			41801	1.1	N
Wira	1.5L (4G15)	1995 on	R43XLS	0.9		AC4			41802	1.1	N
	1.6L (4G92)	1995 on	FR2LS	1.0		AC5			41801	1.1	N
Renault											
Fuego	GTS, TL		42XLS	0.9		AC4					
	GTX 2.0L	82-87	R42LTS	1.2		AC8					
R14	L, TL		R42LTS	1.2		AC8					
R15	TR 1516cc, 1647cc		42XLS	0.9		AC4					
R16	L, TI, Eng Type 021/04, 841/01, 821/01, 821/02		42XLS	0.9		AC4					
	TL Eng Type 843/01		42XLS	0.9		AC4					
R18	GTL, L, TL		42XLS	0.9		AC4					
R19	Hatch, Sedan 1.7L (F3N-742)	6/92 on	R41XLS	0.8							
R20, R20GTL, R20L, R20TL			42XLS	0.9		AC4					
R20TS			R42LTS	1.2		AC8					
R21	Marseille	1990 on	R42LTS	1.2		AC8					
	TXE	88-89	R42LTS	1.2		AC8					
R25	Baccara, Monaco V6	90-91	R42LTS	1.2		AC8					
R7	Gordini 1647cc		42XLS	0.9		AC4					

Make and Model		Year	ACDelco®									
			Regular	Gap (mm)		RapidFire	Gap (mm)		Platinum	Gap (mm)		
SAAB												
90/99/900	8V	79-85	42XLS	0.9		AC4						
900	16V Turbo	89-93	FR1LS	1.0								
	Turbo 2.0L B204L	1994 on	FR1LS	1.0								
900/9000	16V 2.0L Naturally Aspirated	89-93	FR3LS	1.0		AC5						
	16V Turbo	86-88	FR1LS	1.0								
	16V Turbo Leaded	85-86	FR1LS	1.0								
9000	16V 2.0L Turbo-SAAB DI System	89-93	FR1LS	1.0								
	16V 2.3L Naturally Aspirated	90-93	FR2LS	1.0		AC5						
	16V 2.3L Turbo	91-93	FR1LS	1.0								
	2.3L B234i All Models	1994 on	FR1LS	1.0								
900i	16V 2.1L Naturally Aspirated	91-93	FR3LS	1.0		AC5						
900S	2.0L B206i	1994 on	FR3LS	1.0		AC5						
	2.3L B234i	1994 on	FR2LS	1.0		AC5						
93	2.0L Turbo B204L	1999 on	FR2LS	1.0		AC5						
	2.0t B204E	1999 on	FR1LS	1.0								
95	2.0t B205E	1999 on	FR2LS	1.0		AC5						
	2.3L B235E	11/97-12/98	FR1LS	1.0								
	2.3t B235E	1999 on	FR2LS	1.0		AC5						
	3.2L B235E	11/97 on	FR1LS	1.0								
99/900	8V Turbo	79-85	R41XLS	0.8								
V-4 Models	3/4" Reach		42XLS	0.9		AC4						
Subaru												
1400		78-80	42XLS	0.9		AC4						
1600		77-80	42XLS	0.9		AC4						
Brumby 4WD	1.6L	to 81	42XLS	0.9		AC4						
	1.8L	82-94	42XLS	0.9		AC4						
Fiori	785cc	1990 on	FR2LS	1.0		AC5						
Forester	2.0L (EJ20)	7/97 on	FR2LS	1.0		AC5			41801	1.1	N	
	GT Turbo 2.0L EJ20	1998 on				AC5			41801	1.1	N	
Impreza	1.6L (EJ16), 1.8L EJ16	4/93 on	FR2LS	1.0		AC5						
	2.0L (EJ20)	1997 on	FR2LS	1.0		AC5						
	WRX 2.0L Turbo EJ20	2/94 on				AC5			41801	1.1	N	
Leone	1400, 1600, 1800		42XLS	0.9		AC4						
	1800 Turbo (EA82T)	85-6/88	R42XLS	0.9		AC4						
Liberty	B Series, EJ22 2.2L	1990 on	FR2LS	1.0		AC5			41801	1.1	N	
	B-2 Series, EJ22 2.2L	6/94 on	FR2LS	1.0		AC5			41801	1.1	N	
	B-3 Series, EJ20E 2.0L	8/99 on	FR2LS	1.0		AC5			41801	1.1	N	
	B-3 Series, EJ25D 2.5L	8/99 on	FR2LS	1.0		AC5			41801	1.1	N	
	Outback 2.5L EJ25	1996 on	FR2LS	1.0		AC5			41801	1.1	N	
	RS 2.0L Turbo EJ20	10/91 on				AC5			41801	1.1	N	
	RS Turbo 2.0L	91-94	R42XLS	0.9		AC4			41801	1.1	N	

Make and Model	Year	ACDelco®								
		Regular	Gap (mm)		RapidFire	Gap (mm)		Platinum	Gap (mm)	
Outback 2.5L EJ25	10/00 on				AC5			41801	1.1	N
RX Turbo 1800		42XLS	0.9		AC4					
Sherpa		R42XLS	0.9		AC4			41804	0.9	N
SVX 3.3L 6 Cyl. 24V EJ33	1992 on				AC5			41801	1.1	N
XT Vortex 1800, Turbo		42XLS	0.9		AC4					

Suzuki

Alto 1.0L (SH410, G10B)	1996 on	R43XLS	0.9		AC4					
SS40	81-88	43XLS	0.7		AC4					
Baleno 1.6L (G16B)	4/95 on	FR2LS	1.0		AC5					
1.8L (G18B)	1996 on	FR2LS	1.0		AC5			41801	1.1	N
Cino 1300 (G13B)	1994 on	R42XLS	0.9		AC4					
Fronte SS 40V-Hatch, Hatch		43XLS	0.7		AC4					
Jimny LJ80, LJ80V		43XLS	0.7		AC4					
Mighty Boy		43XLS	0.7		AC4					
Sierra 1000 (SL410, F10A), 1300 (SJ413, G13A)		43XLS	0.7		AC4					
ST90/90V, ST80/80K/80V		43XLS	0.7		AC4					
Swift 1000 (ST310, G10A)		42XLS	0.9		AC4					
1300 (SA413, G13A)		R42XLS	0.9		AC4					
1600 (SF416, G16B)	1990 on	FR2LS	1.0		AC5					
GTI SA 1300 (G13B)	86-88	42XLS	0.9		AC4					
GTI SF 1300 (G13B)	1989 on	R42XLS	0.9		AC4					
Vitara 1.6L 16V (G16B)	8/90-10/98	FR2LS	1.0		AC5					
	11/98 on	FR2LS	1.0		AC5			41801	1.1	N
1.6L (SE416, G16A)	1988 on	42XLS	0.9		AC4					
2.0L 16V (H20A)	3/95-4/98	FR2LS	1.0		AC5					
Grand 2.0L (J20A), 2.5L (H25A)	4/98 on	FR2LS	1.0		AC5			41801	1.1	N
X-90 1.6L (G16B)	1996 on	FR2LS	1.0		AC5					

Toyota

4 Runner 3Y, 4Y	84-85	43XLS	0.7		AC4					
4Y-E	85-90	R43XLS	0.9		AC4			41802	1.1	N
Avalon 3.0L (1MZ-FE)	7/00				AC5			41801	1.1	N
Camry 1.8L 1S	5/87-8/89	R43XLS	0.9		AC4					
1.8L Fuel Inj (1S-I)	1987 on				AC4					
2.0L (2S-EC)	83-87	R43XLS	0.9		AC4					
2.0L (3S-FE, 3S-F)	1988 on	FR3LS	1.0		AC5			41801	1.1	N
2.2L (5S-FE)	1993 on	FR2LS	1.0		AC5			41801	1.1	N
2.2L (5S-FE), SXV20	9/97 on				AC5			41801	1.1	N
2.5L V6 (2VZFE)	88-93	FR2LS	1.0		AC5			41825	1.1	N
3.0L (3VZ-FE)	93-9/97	FR2LS	1.0		AC5			41825	1.1	N
3.0L (MCV20, 1MZFE)	1997 on				AC5			41801	1.1	N

Make and Model		Year	ACDelco®								
			Regular	Gap (mm)		RapidFire	Gap (mm)		Platinum	Gap (mm)	
Toyota (cont.)											
Celica	1.6L (2T)	71-76	43XLS	0.7		AC4					
	1800 ZTZ231 (2ZZGE)	11/99 on				AC5			41801	1.1	N
	2.0L (18R-C, 21R-C, 2S-C)	76-84	43XLS	0.7		AC4					
	2.0L (3S- GTE) Turbo	1990 on	FR2LS	1.0		AC5			41801	1.1	N
	2.0L (3S-FE)	88-90	FR3LS	1.0		AC5					
	2.0L Group A Turbo (3S- GTE)	2/94 on	FR2LS	1.0		AC5			41801	1.1	N
	2.2L (5S-FE)	12/89-2/94	FR3LS	1.0		AC5					
	2.2L SX, ZR (5S-FE) ST204R	2/94 on	FR2LS	1.0		AC5			41801	1.1	N
	2.4L (22R, 22R-E, 22REC)	84-9/86	R43XLS	0.9		AC4					
	2000 ST162 (3SGE)	10/85-90				AC5			41801	1.1	N
	2000 ST204R (5SFE)	3/94-11/99				AC5			41801	1.1	N
	GT-Four ST185T (3S-GTE)	1990 on				AC5			41801	1.1	N
Corolla	1.2L (3K, 3K-C, 3K-H)	67-78	43XLS	0.7		AC4					
	1.3L (2A-C, 4K-C)	78-88	43XLS	0.7		AC4					
	1.4L (6A-FC)	6/89-92				AC5					
	1.6L (4A, 4AC, 4A-L)	83-86	43XLS	0.7		AC4					
	1.6L (4A-FC)	6/89-92				AC5					
	1.6L (4A-FE)	92-10/94	FR3LS	1.0		AC5					
	1.6L (4A-GE)	1989 on	FR2LS	1.0		AC5			41801	1.1	N
	1.6L (4AC)	86-89	R43XLS	0.9		AC4					
	1.6L 4WD (4A-FE)	1988 on	FR3LS	1.0		AC5					
	1600 AE82 T/C (4AGE)	86-5/89				AC5			41801	1.1	N
Corona	1500 2R		42XLS	0.9		AC4					
	1600 12R	71-74	42XLS	0.9		AC4					
	1600 4R	71-74	43XLS	0.7		AC4					
	1900 SL 18R	69-72	42XLS	0.9		AC4					
	1900 XT130	79-83	R44LTS	1.2							
	2000 (18R-C, 21RC)	74-87	43XLS	0.7		AC4					
	2000 (2S-C)	83-87	R43XLS	0.9		AC4					
	2000 M	72-74	43XLS	0.7		AC4					
	2400 (22R-E)	84-87	R43XLS	0.9		AC4					
	2600 (4M)	74-77	43XLS	0.7		AC4					
Cressida	2600 (4M)	77-80	43XLS	0.7		AC4					
	2800 (5M, 5ME)	81-88	R43XLS	0.9		AC4					
	3000 MX83 (7MGE)	88-93				AC5			41801	1.1	N
Crown	2000 (M/5R), 2300 (2M), 2600 (M)		43XLS	0.7		AC4					
	2800 (5MGE)		R43XLS	0.9		AC4					
Dyna	4Y	1987 on	43XLS	0.7		AC4					
Echo	1.3L (2NZ-FE), 1.5L (1NZ-FE)	10/99	FR3LS	1.0		AC5					
Hi-Ace	12R, 18R	72-83	43XLS	0.7		AC4					
	2.4L (2RZ-E)	1989 on	R43XLS	0.9		AC4					
	2R-Z	8/89 on	R43XLS	0.9		AC4					
	2Y, 3Y, 4Y	83-89	43XLS	0.7		AC4					

Make and Model		Year	ACDelco®								
			Regular	Gap (mm)		RapidFire	Gap (mm)		Platinum	Gap (mm)	
Hi-Lux	1Y, 2Y, 3Y, 4Y-C	84-88	43XLS	0.7		AC4					
	2.0L (1RZ-E)	1997 on	R43XLS	0.9		AC4					
	22R	10/88 on	R43XLS	0.9		AC4					
	4Y-E	1986 on	R43XLS	0.9		AC4			41802	1.1	N
	5R, 12R, 18R, 18R-C		43XLS	0.7		AC4					
Landcruiser	22R		43XLS	0.7		AC4					
	2F	76-84	43XLS	0.7		AC4					
	3F-E 4.0L	12/89 on	R43XLS	0.9		AC4					
	F		43XLS	0.7		AC4					
Lexcen	6 Cyl, 3.8L	89-2/93	R44LTS6	1.5		AC3		N			
		3/93 on	R42LTS6	1.5		AC8					
Lite-Ace	2Y, 2Y-C, 4K-C, 5K-C		43XLS	0.7		AC4					
	YM40, 41 3Y-CU	1986 on	R43XLS	0.9		AC4			41802	1.1	N
MR2	1600 (4A-GELC)	1988 on							41825	1.1	N
	1600 AW11 (4AGE)	10/87-2/90				AC5			41801	1.1	N
	2000 (3S-GE)	89-96	FR2LS	1.0		AC5			41801	1.1	N
	2000 SW20 (3SGE)	3/90-96				AC5			41801	1.1	N
Paseo	1500 (5E-FE)	91-4/96	FR3LS	1.0		AC5					
RAV4	2.0L ACA20R (1AZ-FE)	5/00 on							41801	1.1	N
Spacia	2.2L	1993 on	R43XLS	0.9		AC4			41802	1.1	N
	YR22 (4YE)	2/91 on				AC4			41804	0.9	N
Sprinter	1.6L (4AC)	83-85	R43XLS	0.9		AC4					
SR-5	18R-C		43XLS	0.7		AC4					
Stout	5R		43XLS	0.7		AC4					
Supra	2800 (5ME)	83-86	R42XLS	0.9		AC4					
	3000 MA70 (7MGE)	86-90				AC5			41801	1.1	N
	3000 Turbo (7M-GTE)	1988 on							41825	1.1	N
T18	1800 (3T-C)	80-83	R43XLS	0.9		AC4					
Tarago	2Y, 3Y, 3Y-C	84-90	43XLS	0.7		AC4					
	2ZT-FE	1990 on	FR3LS	1.0		AC5			41800	1.1	N
	DX, GL, GLS, GX (3Y) ULP	86-90				AC4			41804	0.9	N
	GLi, GLS, GLX, RV (2TZ-FE)	9/90-8/00				AC4			41804	0.9	N
	GLi, GLS, RV (4YE)	86-90				AC4			41804	0.9	N
Tercel	3AC	83-88	R43XLS	0.9		AC4					
Town Ace	1.8L (7K)	1997 on	R43XLS	0.9		AC4			41802	1.1	N
	3YC	1992 on	R43XLS	0.9		AC4			41802	1.1	N
Toyo-Ace	5R		43XLS	0.7		AC4					

Triumph

2.5PI, 2500PI		R42XLS	0.9		AC4						
Dolomite	1300, 1500, 1500HL, 1850, 1850HL	R42XLS	0.9		AC4						
	Sprint	R42LTS	1.2		AC8						
Spitfire	MK1, MK3 1500, MK3 1500, 1500C	R42XLS	0.9		AC4						
TR5, TR5PI, TR6, TR6PI, Herald	13/60, 948, 1300, 2000	R42XLS	0.9		AC4						

Make and Model		Year	ACDelco®									
			Regular	Gap (mm)		RapidFire	Gap (mm)		Platinum	Gap (mm)		
Volkswagen												
Bora	2.0L (APK)	2000 on				AC5			41801	1.1	N	
	2.3L (AGZ) V5	2000 on				AC5			41800	1.1	N	
Golf	110 H.P.	79-80	R41XLS	0.8								
	75 H.P., 85 H.P.	76-80	42XLS	0.9		AC4						
	VR6 2.8L (AAA)	3/94 on				AC5			41801	1.1	N	
Passat	1.6L	74-79	42XLS	0.9		AC4						
	1.8L (AEB)	1998 on				AC5			41801	1.1	N	
	2.8L (AGE)	1998 on				AC5			41801	1.1	N	
	VR6 2.8L (AAA)	8/95 on				AC5			41801	1.1	N	
Polo	1.4L (AHW)	2000 on				AC5			41801	1.1	N	
Volvo												
240	B19K, B23A, B23E, B200K, B230A, B230E	1985 on	42XLS	0.9		AC4						
	Turbo (B21ET)	1985 on	R41XLS	0.8								
	ULP (B230F, B230FT)	1985 on	R41XLS	0.8								
240, 242, 244	B23E	74-85	R41XLS	0.8								
240, 242, 244, 245	B17A, B19A, B21A, B23A	74-85	42XLS	0.9		AC4						
244	Turbo, B19ET,B21ET	74-85	R41XLS	0.8								
245	B19E,B21E	74-85	R41XLS	0.8								
262, 264, 265	B27E	74-85	R41XLS	0.8								
	B28E	74-85	R42LTS	1.2		AC3		N				
264, 265	B28F	74-85	R42LTS	1.2		AC3		N	41810	1.1	N	
340	B14, B19E	1985 on	42XLS	0.9		AC4						
340, 343, 345	B14.1E/1S/2E/2S	79-85	42XLS	0.9		AC4						
	B14.3E/3S/4E/4S	79-85	42XLS	0.9		AC4						
343	Sport (B19KITRS)	79-85	R41XLS	0.8								
343, 345, 360	B19A, B19E	79-85	R41XLS	0.8								
360	ULP (B200E, B200K)	1985 on	R41XLS	0.8								
440	GL, GLT (B20F) 2.0L	1994 on	R41XLS	0.8								
740	B200E, B200K, B230A, B230E, B230K, B23E, B230ET	1985 on	R41XLS	0.8								
	B234E, 2.3L	6/85 on	R42XLS	0.9		AC4						
	B23A	1985 on	42XLS	0.9		AC4						
	Turbo (B200ET, B230ET)	1985 on	R41XLS	0.8								
	ULP (B230F, B230FT)	1985 on	R41XLS	0.8								
760	B280E	83-89	R42LTS	1.2		AC3		N				
		1990	R42LTS	1.2		AC3		N	41810	1.1	N	
	B280F	1985 on	R42LTS	1.2		AC3		N	41810	1.1	N	
	B28E	1985 on	R42LTS	1.2		AC3		N				
	Turbo (B223ET, B230ET)		R41XLS	0.8								
	ULP (B23FT)	1985 on	R41XLS	0.8								
850	GLE (B5252F) 2.4L	9/92 on	FR2LS	1.0		AC5						
	GLT (B5254F) 2.4L	9/92 on	FR2LS	1.0		AC5						
850R	Turbo 20V (B5254F)	1996 on				AC5			41801	1.1	N	
850T-5, 850T-5R	Turbo 20V (B5234TF)	1993 on				AC5			41801	1.1	N	

Make and Model		Year	ACDelco®								
			Regular	Gap (mm)		RapidFire	Gap (mm)		Platinum	Gap (mm)	
940	B230F, 2.3L	11/90-92	R42XLS	0.9		AC4					
	B230FD, 2.3L	1993 on	R42XLS	0.9		AC4					
	GLE (B234F)		R41XLS	0.8							
	SE (B230FT) 2.3L Turbo	1991 on	R42XLS	0.9		AC4					
960	B6304F, 2.9L	11/91 on	FR2LS	1.0		AC5					
	GLE (B280F)		R42LTS	1.2		AC3		N	41810	1.1	N
S40	2.0L (B419T)	8/00 on				AC5			41801	1.1	N
S70, V70	2.4L (B5252S)	4/97 on	FR2LS	1.0		AC5					
	2.4L (B5254S)	6/97 on	FR2LS	1.0		AC5					
	2.5L Turbo 20V (B5254FT)	1997 on				AC5			41801	1.1	N
S70, V70, T5	2.5L Turbo 20V (B5254FT)	1997 on				AC5			41801	1.1	N
S80 T6	2.8L Turbo (B6284T5)	1998 on				AC5			41801	1.1	N
S90	2.9L (B6304F)	8/96 on	FR2LS	1.0		AC5					

46

Part No.	Make	Model	Year
Regular Plugs - USA Style Numbers			
42XLS	Alfa Romeo	Alfa 75	86-90
	Audi	5E, 5+5 2.1L	80-81
		80	to 85
		Fox	76-79
	BMW	1500, 1600, 1602, 1800, 2000 (Series A, Ti)	
		2002 (Series A, Ti), 2500, 2800	
		3.0LA, 3.0Si, 3.3LA	
		320i	76-78
		520, 520i	73-77
		525	74-75
		528	75-8/77
	Chrysler	Valiant	
	Daihatsu	Charade	
		Handivan	
	Fiat	124	66-71
		125	68-72
		127	
		128	77-79
		130	72-76
		131	77-79
			79-80
			81-82
			82-84
		132	73-76
			79-80
		Argenta	
		Campagnola	
		Regatta	1985 on
	Ford	Capri	69-73
		Cortina	
			62-67
		Courier	87-6/90
		Escort	70-76
	Holden		76-81
		Barina	1/89 on
			10/91 on
		Camira	82-87
		Gemini	75-85
		Jackaroo	81-90
		Rodeo	80-89
		Shuttle	
		Torana	
	Honda		67-74
		Accord	1983
			84-85
		Civic	73-79
			84-86
	Mazda	Prelude	83-85
		121	76-80
		626	78-83
		929	73-84
		B1600	to 89
		Bongo Van	
		Capella	
		D1100, D1500, D2000	

Part No.	Make	Model	Year
	Mercedes-Benz	200, 220, 230, 230/4, 230/6	68-76
		230	76-3/81
		250, 250C, 250CE	68-76
		280/C/S/E/CE/SE/SEL/SL/SLC	68-76
		300SE, 300SEL	68-76
		300SEL	68-76
		350SE, 350SEL	68-76
		380SE, 380SEC, 380SEL, 380SL	81-86
		420SEL	1976 on
		450SE, 450SEL, 450SL, 450SLC	68-80
		500SEC, 560SEL, 560SL, 560SLC	86-6/91
	Mitsubishi	Canter	1986 on
		Colt	1985 on
		Express/Starwagon	10/88 on
		Galant	70-76
		L200	
		Lancer	74-75
		Magna	86-90
		Nimbus	1986 on
		Pajero	86-88
		Scorpion	
		Sigma	
		Triton	86-90
		Verada	1992 on
	Nissan	1 Tonne	
		180B, 200B	
		240C, 240K, 260C, 260Z	
		280C	78-81
			82-83
		280ZX	79-84
		Bluebird	81-85
		Navara	9/85 on
			10/87-3/92
		Nomad/Vanette	83-4/88
		Pathfinder	8/86-7/92
		Patrol	81-87
		Pulsar	83-85
		Skyline	78-80
		Urvan	
	Peugeot	204	to 75
		404	
		404L	
		504	
		504L	
		505	to 80
	Renault	Fuego	
		R15	
		R16	
		R18	
		R20, R20GTL, R20L, R20TL	
		R7	
	SAAB	90/99/900	79-85
		V-4 Models	

ACDelco® Spark Plug Numerical Lists

Part No.	Make	Model	Year
42XLS (cont.)	Subaru	1400	78-80
		1600	77-80
		Brumby 4WD	to 81
			82-94
		Leone	
		RX	
		XT	
	Suzuki	Swift	
			86-88
	Toyota	Vitara	1988 on
		Corona	
			69-72
	Volkswagen		71-74
		Golf	76-80
	Volvo	Passat	74-79
		240	1985 on
		240, 242, 244, 245	74-85
		340	1985 on
		340, 343, 345	79-85
		740	1985 on
43XLS	BMW	318, 318i	79-87
		320, 320a	76-78
		323i	81-85
		520, 520i	83-85
		528i	81-85
		630 CSI, 633 CSI, 635 CSI, A	76-85
		728i, 730i, 733iA	77-85
		735i	83-84
		M535i	86-88
	Chrysler	Centura	1996 on
		Valiant	
	Daihatsu	Charade	
	Ford	Bronco	81-84
		Cortina	80-82
		Courier	78-4/85
		Econovan	
		F Series	81-84
		Fairlane 6 Cyl	80-83
		Falcon/Fairmont 6 Cyl	80-84
		Laser	81-85
		Maverick	to 10/91
		Meteor	
		Spectron	
		Telstar	86-89
		Transit	
	Holden	Astra	84-85
		Barina	85-88
		Drover	
		EH	
		HD, HG, HK, HR, HT	
		Torana	69-72
	Honda	Accord	79-81
			1982
		Civic	80-81
			82-83
		Prelude	79-81
			1982

Part No.	Make	Model	Year
	Mazda	323	77-85
		B1500	
		B1600	1981 on
		B1800, B2000	
		B2600	87-89
		E1300, E1400, E1500, E1600	
		E1800, E2000, E2300	
	Mitsubishi	Canter	81-84
		Colt	
			81-84
		Cordia	1983 on
		Express/Starwagon	87-9/88
		Galant	76-77
		L200	
		L300	
		Lancer	77-79
		Magna	to 86
		Mirage	1996 on
		Pajero	88-91
		Scorpion	
		Sigma	
		Triton	1990 on
	Nissan	1 Tonne	
		120Y	
		Navara	10/87-3/92
		Nomad/Vanette	4/88 on
		Pathfinder	8/86-7/92
		Patrol	
			76-87
			8/87 on
		Praire	
		Pulsar	80-86
		Stanza	
		Sunny	79-81
		Urvan	
	Suzuki	Alto	81-88
		Fronte	
		Jimmy	
		Mighty Boy	
		Sierra	
		ST90/90V, ST80/80K/80V	
	Toyota	4 Runner	84-85
		Celica	71-76
		Corolla	67-78
		Corona	71-74
		Cressida	77-80
		Crown	
		Dyna	1987 on
		Hi-Ace	72-83
			83-89
		Hi-Lux	
			84-88
		Landcruiser	
		Lite-Ace	
		SR-5	
		Stout	
		Tarago	84-90
		Toyo-Ace	

ACDelco® Spark Plug Numerical Lists

Part No.	Make	Model	Year
CR42XLSX	Ford	Telstar	86-11/87
	Holden	Astra	7/87-91
		Camira	1987 on
		Jackaroo	1990 on
		Piazza	
		Rodeo	7/88 on
			1999 on
	Hyundai	Excel	11/91-10/94
		Lantra	1991 on
	Mitsubishi	Express/Starwagon	9/90 on
		Galant	89-90
		Nimbus	1992 on
	Nissan	Pulsar	86-87
FR1LS	Alfa Romeo	Alfa 164	
	Peugeot	306	
	SAAB	900	89-93
			1994 on
		900/9000	86-88
			89-93
		9000	91-93
			1994 on
		93	1999 on
		95	11/97-12/98
FR2LS	BMW	318i	87-4/91
			4/91-8/93
			1993 on
			1996 on
		750iL	1988 on
		850i	1991 on
	Chrysler	Neon	1996 on
	Citroen	Xantia	94-2/98
	Daewoo	Cielo	9/95 on
		Lanos	8/97 on
		Nubira	8/97 on
	Daihatsu	Applause	89-12/97
		Charade	10/88 on
		Pyzar	1/97 on
			1998 on
		Sirion	9/00 on
		Terios	2000 on
	Eunos	500	10/92 on
		800	1994 on
	Ford	Capri	10/89 on
			3/90 on
			3/92 on
		Corsair	1989 on
		Festiva	1/97 on
		Laser	
			1986 on
			1987 on
			3/90 on
			10/94 on
	Holden	Apollo	4/93 on
		Astra	9/96 on
		Calibra	1991 on
		Commodore 6 Cyl	86-88
		Frontera	1996 on

Part No.	Make	Model	Year
	Honda	Jackaroo	1992 on
		Vectra	11/00 on
		Civic	88-89
			92-93
			94-11/95
			11/95 on
		Concerto	89-90
		CRX	88-91
			1992 on
		Integra	86-88
			1994 on
		Legend	86-87
			88-90
		Prelude	88-91
	Hyundai	S Coupe	8/92 on
	Kia	Mentor	6/98 on
		Shuma	2000 on
	Lexus	ES300	92-8/96
		LS400	4/90-7/97
	Mazda	323	87-10/89
			89-6/94
			10/89-7/94
			7/94-9/98
			8/94-9/98
		929	87-89
		B2600	90-92
			2/90 on
		MX5	1989 on
	Mercedes-Benz	SLK230	6/97 on
	Mitsubishi	Lancer	
		Magna	4/96 on
	Nissan	300C, 300ZX	84-85
			86-89
		300ZX-T	1989
		Bluebird	85-86
			9/93 on
		Gazelle	84-88
		Maxima	90-2/95
		Navara	3/92 on
		Pathfinder	7/92 on
		Patrol	9/88 on
		Pintara	1989 on
		Pulsar	10/95 on
		Skyline	1986 on
	Peugeot	405	87-93
	Proton	M21	10/97 on
		Persona	12/96 on
		Satria	2/97 on
			9/99 on
		Wira	1995 on
	SAAB	9000	90-93
		900S	1994 on
		93	1999 on
		95	1999 on

Part No.	Make	Model	Year
FR2LS (cont.)	Subaru	Fiori	1990 on
		Forester	7/97 on
		Impreza	4/93 on
			1997 on
		Liberty	1990 on
			6/94 on
			8/99 on
	Suzuki	Baleno	4/95 on
			1996 on
		Swift	1990 on
		Vitara	8/90-10/98
			3/95-4/98
			4/98 on
			11/98 on
		X-90	1996 on
	Toyota	Camry	88-93
			1993 on
		Celica	1990 on
			2/94 on
		Corolla	1989 on
		MR2	89-96
	Volvo	850	9/92 on
		960	11/91 on
		S70, V70	4/97 on
			6/97 on
		S90	8/96 on
FR3LS	Daihatsu	Sirion	6/98 on
	Eunos	30X	10/92 on
	Ford	Capri	3/92 on
		Corsair	1989 on
		Laser	3/90 on
			10/91 on
			2/99 on
		Telstar	1/92 on
	Holden	Apollo	1989 on
		Jackaroo	2/98 on
		Nova	92-10/94
		Rodeo	12/97 on
	Hyundai	Excel	10/94 on
			1/98 on
		Lantra	10/95 on
			2/99 on
			11/00 on
		S Coupe	8/92 on
			8/96 on
	Mazda	121	91-12/96
			94-12/96
			11/96 on
		323	89-6/94
			10/89-7/94
			8/94-9/98
			9/98 on
		626	1/92-9/97
		929	6/91-7/96
		MX5	94-12/97
			1/98 on

Part No.	Make	Model	Year
	Mercedes-Benz	300CE	9/89-6/93
		C240	4/97 on
		C43	9/97 on
		CLK200	1998 on
		E240	4/97 on
		E320	96-2/97
		E430	4/97 on
		E55 AMG	5/97 on
		ML320	11/98 on
		S320	10/98 on
		S430	10/98 on
		S500	10/98 on
		SL280	7/97 on
	Mitsubishi	Galant	1993 on
		Lancer	
		Magna	4/96 on
		Nimbus	1993 on
		Triton	10/96 on
		Verada	96-4/99
	Nissan	Maxima	2/95-12/99
			1/00 on
		Micra	7/95 on
		Pathfinder	11/95 on
		Pintara	1989 on
		Pulsar	11/91-95
	Peugeot	205	
		306	
		405	87-93
	SAAB	900/9000	89-93
		900i	91-93
		900S	1994 on
	Toyota	Camry	1988 on
		Celica	88-90
			12/89-2/94
		Corolla	92-10/94
		Echo	10/99
		Paseo	91-4/96
		Tarago	1990 on
R41XLS	Alfa Romeo	1750 Berlina, GTV, Spider Veloce	
		2000 Berlina, GTV, Spider Veloce	
		2600 Berlina, Montreal V8, Spider	
		2600 Sprint, Veloce	
		Alfa 164	89-92
		Alfa 33, 1300, 1500	83-89
		Alfa 75	85-89
		Alfasud	
		Alfetta	
		Alfetta Berlina	71-81
		Giulia	
		Giulietta	
	Audi	200	
	Fiat	124	68-71
			71-73
			73-76
		125	
		132	74-77
		X1/9	1981 on

Part No.	Make	Model	Year
	Ford	Escort	75-76
		Transit	
	Mitsubishi	Nimbus	9/87 on
		Sigma	
	Peugeot	304S	
	Renault	R19	6/92 on
	SAAB	99/900	79-85
	Volkswagen	Golf	79-80
	Volvo	240	1985 on
		240, 242, 244	74-85
		244	74-85
		245	74-85
		262, 264, 265	74-85
		343	79-85
		343, 345, 360	79-85
		360	1985 on
		440	1994 on
		740	1985 on
		760	1985 on
		940	
R42LTS	Ford	Falcon/Fairmont 8 Cyl	10/92 on
			9/98 on
		LTD V8	6/99 on
		Mondeo	4/00
		T Series	1999 on
	Holden	Commodore 8 Cyl	
			1989 on
			4/95 on
			9/97 on
		Statesman 8 Cyl	1990 on
	Mercedes-Benz	180E	1991 on
		230E, GE, TE	85-9/92
		260E	86-9/92
		300E, 300TE	68-76
		300SE, 300SEL	86-3/92
	Peugeot	104	
		204	1976 on
		304S	
		305	
		504	
		505	
			1981 on
			1986 on
	Renault	604	76-6/86
		Fuego	82-87
		R14	
		R20TS	
		R21	88-89
	Triumph		1990 on
		R25	90-91
	Volvo	Dolomite	
		262, 264, 265	74-85
		264, 265	74-85
		760	83-89
			1985 on
		960	1990

Part No.	Make	Model	Year
R42LTS6	Holden	Commodore 6 Cyl	80-84
			80-86
			88-00
			3/91 on
			4/95 on
			9/97 on
			9/00 on
		Statesman 6 Cyl	1980 on
			12/91-3/94
			6/94 on
R42XLS	Toyota	Lexcen	6/99 on
			3/93 on
	Daewoo	1.5i	8/94 on
			9/95 on
			3/95 on
			8/97 on
	Daihatsu	Mira	11/90 on
	Fiat	X1/9	77-80
	Holden	Barina	4/94 on
	Honda	Accord	86-89
		Civic	1987
	Hyundai	Excel	86-91
		S Coupe	84-8/92
		Sonata	1989 on
			8/94 on
	Mazda	626	86-87
	Nissan	Pulsar	1987 on
		Vector	1987 on
	Subaru	Leone	85-6/88
		Liberty	91-94
		Sherpa	
	Suzuki	Cino	1994 on
		Swift	1989 on
	Toyota	Supra	83-86
	Triumph	2.5PI, 2500PI	
		Dolomite	
		Spitfire	
		TR5, TR5PI, TR6, TR6PI, Herald	
	Volvo	740	6/85 on
		940	11/90-92
			1991 on
			1993 on
R43S	Aero Marine	Series 265	
		Series 455, 240	69-70
	Chevrolet	350 c.i.d	70-71
		400 c.i.d	70-71
	Chris-Craft	263, 302	
		307	
		327	
	Chrysler	Royal Dodge	58-72
	Crusader	Boat Builder Series	
		Charger Series	
	Evinrude	KU	
	Holden	48, FJ & Some FC's	48-60
	Johnson	KU	
	Marine Repower		

Part No.	Make	Model	Year
R43S (cont.)	Mercruiser	190	
		225	
	Volvo Penta	AQ Series	
		M Series	
R43T	Ford	F Series	6/76-78
		Falcon/Fairmont 8 Cyl	72-76
		Mustang	1971 on
	Holden	Torana	71-74
			74-79
R43TS	Ford	Bronco	85-86
		F Series	85-90
			1990 on
R43XLS	Daihatsu	Charade	1993 on
	Ford	Capri	10/89 on
		Econovan	11/90 on
		Falcon/Fairmont 6 Cyl	9/94 on
			10/96 on
			9/98 on
		Festiva	1991 on
			3/94 on
			1/98 on
		Laser	1986 on
		LTD 6 Cyl	81-83
			9/94 on
		Meteor	
	Holden	Astra	86-87
			9/96 on
		Calibra	1991 on
	Mazda	Gemini	1985 on
		121	87-91
		323	85-8/89
		626	83-87
			86-87
		929	84-86
			1986
		B2200	1987 on
		E2000	4/97 on
	Mitsubishi	Pajero	1988 on
	Nissan	Pulsar	86-87
	Proton	Persona	10/89 on
		Satria	2/97 on
			4/99 on
		Wira	1995 on
	Suzuki	Alto	1996 on
	Toyota	4 Runner	85-90
		Camry	83-87
			5/87-8/89
		Celica	84-9/86
		Corolla	86-89
		Corona	83-87
		Cressida	81-88
		Crown	
		Hi-Ace	8/89 on
			1989 on
		Hi-Lux	10/88 on
			1997 on
		Landcruiser	12/89 on
		Lite-Ace	1986 on

Part No.	Make	Model	Year
		Spacia	1993 on
		Sprinter	83-85
		T18	80-83
		Tercel	83-88
		Town Ace	1992 on
			1997 on
R44LTS	Toyota	Corona	79-83
R44LTS6	Holden	Commodore 6 Cyl	1988 on
		Statesman 6 Cyl	3/90-12/91
	Mazda	MPV	8/99 on
	Toyota	Lexcen	89-2/93
R44TS	De Tomaso	Deauville	
		Longchamp, Pantera	
	Dodge	225 cu.in.	75-77
	Ford	Bronco	81-85
		Cortina	76-80
		F Series	to 6/76
			78-81
			78-85
		Fairlane 6 Cyl	79-81
		Falcon/Fairmont 6 Cyl	76-80
		Falcon/Fairmont 8 Cyl	71-72
			76-83
		LTD V8	77-83
		Mustang	65-67
			1970
		Transit	
	Holden	Commodore 6 Cyl	78-80
		Commodore 8 Cyl	78-80
		HG, HJ, HQ, HT, HX, HZ	
		Statesman 8 Cyl	8/74-3/80
R44TSX	Ford	Fairlane 8 Cyl	1991 on
		Falcon/Fairmont 6 Cyl	10/96 on
		Falcon/Fairmont 8 Cyl	1991 on
			10/96 on
		LTD V8	1991 on
	Holden	Commodore 8 Cyl	80-89
		Statesman 8 Cyl	5/80-85
	Ford	Capri	69-73
		Cortina	71-74
R83TS	Ford	Escort	77-78
		F Series	
		Fairlane 8 Cyl	68-72
		Falcon/Fairmont 8 Cyl	68-71
		LN 700	
		LN/T 900	
		R Series	
		Transit	
R85TS	Ford	Cortina	72-76
		Customline	58-59
		Fairlane 6 Cyl	67-69
			69-76
		Fairlane 8 Cyl	67-70
			70-76
		Falcon/Fairmont 6 Cyl	60-66
			67-72
			72-76

Part No.	Make	Model	Year
		Falcon/Fairmont 8 Cyl	66-69
			1969
			69-70
			70-72
			72-76
		Galaxie	65-73
		Mustang	74-78

Part No.	Make	Model	Year
Regular Plugs - Euro Style Numbers			
R4600	Holden	Commodore 6 Cyl	9/96 on
			9/97 on
			9/00 on
		Statesman 6 Cyl	9/96 on
R5610	Holden	Calibra	6/94 on
	Honda	Accord	90-93
		Aerodeck	92-93
R6602	Holden	Commodore 8 Cyl	2000
R6603	Holden	Commodore 6 Cyl	2000 on
R6606	Ford	Falcon/Fairmont 6 Cyl	10/84-6/99
			3/88-9/98
			to 2/96
			3/96 on
			9/98-4/00
	Kia	Credos	6/98 on
		Mentor	1/97 on
			6/98 on
Sportage		1/97 on	
R6608	Holden	Astra	9/96 on
			12/01 on
		Barina	4/94 on
			11/97 on
			4/01 on
		Vectra	6/97 on
R8602	Honda	Accord	1994 on
			1998 on
		Civic	94-95
			to 95
		CRV	10/97-12/98
R9601	Ford	Fairlane 6 Cyl	84-88
			88-6/91
			7/91-2/92
			2/92-9/94
		Falcon/Fairmont 6 Cyl	84-88
			88-2/92
			2/92 on
			3/96 on
		LTD 6 Cyl	
			88-92
	2/92-9/94		
	Nissan	Ute	1988 on

Part No.	Make	Model	Year
RapidFire Spark Plugs			
AC2	De Tomaso	Deauville	
		Longchamp, Pantera	
	Dodge	225 cu.in.	75-77
	Ford	Bronco	81-85
		Cortina	76-80
		F Series	to 6/76
			78-81
			78-85
		Fairlane 6 Cyl	79-81
		Fairlane 8 Cyl	1991 on
		Falcon/Fairmont 6 Cyl	76-80
		Falcon/Fairmont 8 Cyl	71-72
			76-83
			1991 on
			10/96 on
		LTD V8	77-83
			1991 on
		Mustang	65-67
			1970
		Transit	
	Holden	Commodore 6 Cyl	78-80
		Commodore 8 Cyl	78-80
			80-89
		HG, HJ, HQ, HT, HX, HZ	
		Statesman 8 Cyl	8/74-3/80
AC3	Ford	Cougar	9/99 on
		Courier	6/90 on
			1/96 on
		Fairlane 8 Cyl	2/99 on
		Falcon/Fairmont 8 Cyl	10/92 on
			8/98 on
			8/99 on
		LTD V8	6/99 on
		Mondeo	4/00
		Mustang	2/01 on
		T Series	1999 on
		Taurus	11/95 on
	Holden	Commodore 6 Cyl	1988 on
		Statesman 6 Cyl	3/90-12/91
	Mazda	MPV	
			8/99 on
	Toyota	Lexcen	89-2/93
	Volvo	262, 264, 265	74-85
		264, 265	74-85
		760	83-89
			1985 on
			1990
		960	
AC4	Alfa Romeo	Alfa 75	86-90
	Audi	5E, 5+5 2.1L	80-81
		80	to 85
		Fox	76-79
	BMW	1500, 1600, 1602, 1800, 2000 (Series A, Ti)	
		2002 (Series A, Ti), 2500, 2800	

Part No.	Make	Model	Year
		3.0LA, 3.0Si, 3.3LA	
		318, 318i	79-87
		320, 320a	76-78
		320i	76-78
		323i	81-85
		520, 520i	73-77
			83-85
		525	74-75
		528	75-8/77
		528i	81-85
		630 CSI, 633 CSI, 635 CSI, A	76-85
		728i, 730i, 733iA	77-85
		735i	83-84
		M535i	86-88
	Chrysler	Centura	1996 on
		Valiant	
	Daewoo	1.5i	8/94 on
		Cielo	9/95 on
		Espero	3/95 on
		Lanos	8/97 on
	Daihatsu	Charade	
			4/80-5/87
			5/87 on
			1993 on
		Handivan	
		Mira	11/90 on
	Fiat	124	66-71
		125	68-72
		127	
		128	77-79
		130	72-76
		131	77-79
			79-80
			81-82
			82-84
		132	73-76
			79-80
		Argenta	
		Campagnola	
		Regatta	1985 on
		X1/9	77-80
	Ford	Bronco	81-84
		Capri	69-73
			10/89 on
		Cortina	
			62-67
			80-82
		Courier	78-4/85
			87-6/90
		Econovan	
			11/90 on
		Escort	70-76
			76-81
		F Series	81-84

Spark Plug Numerical Lists

Part No.	Make	Model	Year	
		Fairlane 6 Cyl	80-83	
			84-88	
			88-6/91	
			7/91-2/92	
			2/92-9/94	
			9/94 on	
		11/95 on		
		Falcon/Fairmont 6 Cyl		80-84
			84-88	
			88-2/92	
			2/92-9/94	
			2/92 on	
			9/94 on	
			10/96 on	
			9/98 on	
		Festiva	1991 on	
			3/94 on	
			1/98 on	
		Laser	81-85	
			1986 on	
		LTD 6 Cyl		81-83
			88-92	
			2/92-9/94	
			9/94 on	
			11/95 on	
			6/99 on	
			Maverick	to 10/91
		Meteor		
		Spectron		
	Telstar	86-89		
	Transit			
	Holden	Astra	84-85	
			86-87	
			7/87-91	
			9/96 on	
		Barina	85-88	
			1/89 on	
			10/91 on	
			4/94 on	
Calibra		1991 on		
Camira		82-87		
		1987 on		
Drover				
EH				
Gemini		75-85		
		1985 on		
HD, HG, HK, HR, HT				
Jackaroo		81-90		
		1990 on		
Piazza				
Rodeo		80-89		
		7/88 on		
Shuttle				
Torana				
		67-74		
		69-72		

Part No.	Make	Model	Year
		Vectra	11/00 on
	Honda	Accord	79-81
			1982
			1983
			84-85
			86-89
		Civic	73-79
			80-81
			82-83
			84-86
		1987	
		Prelude	79-81
			1982
	83-85		
	Hyundai	Excel	86-91
			11/91-10/94
			1995 on
		Lantra	1991 on
			8/92 on
		S Coupe	84-8/92
		Santa Fe	11/00 on
		Sonata	1989 on
			1990 on
			7/93-8/98
			8/94 on
		Kia	Mentor
	6/98 on		
	Mazda	121	76-80
		323	77-85
		626	78-83
			83-87
			86-87
		929	73-84
			84-86
			1986
		B1500	
		B1600	1981 on
			to 89
		B1800, B2000	
		B2200	1987 on
		B2600	87-89
		Bongo Van	
Capella			
D1100, D1500, D2000			
E1300, E1400, E1500, E1600			
E1800, E2000, E2300			
E2000		4/97 on	
Mercedes-Benz	200, 220, 230, 230/4, 230/6	68-76	
	230	76-3/81	
	250, 250C, 250CE	68-76	
	280/C/S/E/CE/SE/SEL/SL/SLC	68-76	
	300SE, 300SEL	68-76	
	300SEL	68-76	
	350SE, 350SEL	68-76	
	380SE, 380SEC, 380SEL, 380SL	81-86	
	420SEL	1976 on	
	450SE, 450SEL, 450SL, 450SLC	68-80	
500SEC, 560SEL, 560SL, 560SLC	86-6/91		

Part No.	Make	Model	Year
AC4 (cont.)	Mitsubishi	Canter	1986 on
		Colt	81-84
		Cordia	1983 on
		Express/Starwagon	87-9/88
		Galant	70-76
		L200	
		L300	
		Lancer	74-75
		Magna	to 86
			86-90
		Mirage	1996 on
		Nimbus	1986 on
		Pajero	88-91
		Scorpion	
		Sigma	
		Triton	86-90
		Verada	1992 on
	Nissan	1 Tonne	
		120Y	
		180B, 200B	
		240C, 240K, 260C, 260Z	
		280C	78-81
			82-83
		280ZX	79-84
		Bluebird	81-85
		Navara	9/85 on
			10/87-3/92
		Nomad/Vanette	83-4/88
		Pathfinder	8/86-7/92
		Patrol	
			76-87
			81-87
			8/87 on
		Praire	
		Pulsar	80-86
			83-85
			86-87
			1987 on
		Skyline	78-80
			81-85
		Stanza	
		Sunny	79-81
		Urvan	
		Ute	1988 on
		Vector	1987 on
	Peugeot	204	to 75
		404	
		404L	
		504	
		504L	
		505	to 80
			to 83
	Proton	Persona	12/96 on
			10/99 on
		Satria	2/97 on
			4/99 on
		Wira	1995 on

Part No.	Make	Model	Year
	Renault	Fuego	
		R15	
		R16	
		R18	
		R20, R20GTL, R20L, R20TL	
		R7	
	SAAB	90/99/900	79-85
		V-4 Models	
	Subaru	1400	78-80
		1600	77-80
		Brumby 4WD	to 81
			82-94
		Leone	
			85-6/88
		Liberty	91-94
		RX	
		Sherpa	
		XT	
	Suzuki	Alto	81-88
			1996 on
		Cino	1994 on
		Fronte	
		Jimny	
		Mighty Boy	
		Sierra	
		ST90/90V, ST80/80K/80V	
		Swift	
			86-88
			1989 on
		Vitara	1988 on
	Toyota	4 Runner	84-85
			85-90
		Camry	83-87
			5/87-8/89
			1987 on
		Celica	71-76
			76-84
			84-9/86
		Corolla	67-78
			78-88
			83-86
		Corona	
			69-72
			71-74
			72-74
			74-87
			83-87
			84-87
		Cressida	77-80
		Crown	
		Dyna	1987 on
		Hi-Ace	72-83
			83-89
			8/89 on
			1989 on

ACDelco® Spark Plug Numerical Lists

Part No.	Make	Model	Year
		Hi-Lux	
			84-88
			1986 on
			10/88 on
			1997 on
		Landcruiser	
		Lite-Ace	
			1986 on
		Spacia	2/91 on
			1993 on
		Sprinter	83-85
		SR-5	
		Stout	
		Supra	83-86
		T18	80-83
		Tarago	84-90
			86-90
			9/90-8/00
		Tercel	83-88
		Town Ace	1992 on
			1997 on
		Toyo-Ace	
	Triumph	2.5PI, 2500PI	
		Dolomite	
		Spitfire	
		TR5, TR5PI, TR6, TR6PI, Herald	
	Volkswagen	Golf	76-80
		Passat	74-79
	Volvo	240	1985 on
		240, 242, 244, 245	74-85
		340	1985 on
		340, 343, 345	79-85
		740	6/85 on
			1985 on
		940	11/90-92
			1991 on
			1993 on
AC5	Alfa Romeo	Alfa 147	3/01 on
		ALFA 156	2/99 on
			3/99 on
			8/00 on
		GTV	7/98 on
		Spider	7/98 on
			1999 on
	Audi	A4	1995 on
			1996 on
			1998 on
		A6	1994 on
			1999 on
		A8	1999 on
		TT Coupe	6/99 on
		TT Roadster	5/00 on
	BMW	316i	1/99 on
		318i	87-4/91
			4/91-8/93
			1993 on
			1996 on
			8/98 on

Part No.	Make	Model	Year
		320i	10/00 on
		323Ci	6/99 on
		323i	8/98 on
		325i	10/00 on
		328i	11/98 on
		330	9/00 on
		523i	9/98 on
		525i	12/00 on
		750iL	1988 on
		850i	1991 on
	Chrysler	Neon	1996 on
	Citroen	Xantia	94-2/98
	Daewoo	Cielo	9/95 on
		Lanos	8/97 on
		Nubira	8/97 on
	Daihatsu	Applause	89-12/97
		Charade	10/88 on
			8/93 on
		Pyzar	1/97 on
			1998 on
		Sirion	6/98 on
			9/00 on
		Terios	1997/00
	Eunos	30X	10/92 on
		500	10/92 on
		800	1994 on
	Ford	Capri	69-73
			10/89 on
			3/90 on
			3/92 on
		Corsair	1989 on
		Cortina	71-74
		Escort	77-78
		F Series	
		Fairlane 8 Cyl	68-72
		Falcon/Fairmont 8 Cyl	68-71
			8/99 on
		Festiva	1/97 on
		Laser	
			1986 on
			1987 on
			3/90 on
			10/91 on
			10/94 on
			2/99 on
		LN 700	
		LN/T 900	
		Probe	1994 on
		R Series	
		T Series	1999 on
		Telstar	12/89 on
			1/92 on
		Transit	

Part No.	Make	Model	Year
AC5 (cont.)	Holden	Apollo	1989 on
			4/93 on
		Astra	9/96 on
			12/01 on
		Barina	4/94 on
			11/97 on
			4/01 on
		Calibra	1991 on
			6/94 on
		Commodore 6 Cyl	86-88
		Frontera	1996 on
		Jackaroo	1992 on
			2/98 on
		Nova	6/89 on
			92-10/94
		Rodeo	12/97 on
		Vectra	6/97 on
	Honda	Accord	90-93
			1994 on
			1998 on
		Aerodeck	92-93
		Civic	88-89
			92-93
			94-11/95
			94-95
			to 95
			11/95 on
		Concerto	89-90
		CRV	10/97-12/98
		CRX	88-91
			1992 on
		Integra	86-88
			1994 on
			10/99 on
		Legend	86-87
			88-90
			1991 on
			1996 on
		NSX	1/91 on
			1/98 on
		Odyssey	95-12/97
			98-12/99
			1/00 on
		Prelude	86-87
			88-91
			92-94
			94-96
			1997 on
	Hyundai	Excel	10/94 on
			1/98 on
		Grandeur	9/99 on
		Lantra	10/95 on
			2/99 on
			11/00 on
		S Coupe	8/92 on
			8/96 on
		Santa Fe	11/00 on
		Sonata	8/98 on

Part No.	Make	Model	Year
	Jaguar	Trajet	6/00 on
		Sovereign	10/98 on
		XJ8	11/97 on
		XK8	10/96 on
		XKR	5/98 on
	Kia	Carnival	9/99 on
		Credos	6/98 on
		Mentor	6/98 on
		Shuma	2000 on
		Sportage	1/97 on
	Lexus	ES300	92-8/96
		GS300	11/97 on
			1999 on
		IS200	3/99 on
		LS400	4/90-7/97
			7/97 on
		LS430	11/00 on
		LX470	5/98 on
	Mazda	121	87-91
			91-12/96
			94-12/96
			11/96 on
		323	85-8/89
			87-10/89
			89-6/94
			10/89-7/94
			7/94-9/98
			8/94-9/98
			9/98 on
		626	12/89 on
			1/92-9/97
			1/92 on
		929	9/97 on
			87-89
			12/89-91
			12/89-91
			6/91-7/96
			7/96 on
		B2600	90-92
			2/90 on
			1990 on
		Bravo	1/96 on
		MPV	
		MX5	1989 on
			94-12/97
		MX6	1/98 on
			12/89 on
			1/92 on
	Mercedes-Benz	300CE	9/89-6/93
		C200K	11/00 on
		C240	11/00 on
		C280	6/97 on
		C320	11/00 on
		C43	9/97 on
		CL500	3/00 on
		CL600	5/97 on
		CLK200	1998 on
		E200K	8/00 on

Part No.	Make	Model	Year
		E240	4/97 on
		E280	3/97 on
		E320	96-2/97
		E430	4/97 on
		E55 AMG	5/97 on
		ML320	11/98 on
		ML430	11/98 on
		ML55	1999 on
		S320	10/98 on
		S430	10/98 on
		S500	10/98 on
		SL280	7/97 on
		SL320	2/99 on
		SL500	2/99 on
		SLK200	8/00 on
	Mitsubishi	3000 GT	
		Galant	1993 on
		Lancer	
		Magna	4/96 on
			3/99 on
			1999 on
		Nimbus	1993 on
		Starwagon	1995 on
		Triton	10/96 on
		Verada	96-4/99
	Nissan	200SX	7/94 on
		300C, 300ZX	84-85
			86-89
		300ZX-T	1989
		Bluebird	85-86
			9/93 on
		EXA	87-10/91
		Gazelle	84-88
		Infiniti	4/93 on
		Maxima	90-2/95
			2/95-12/99
			1/00 on
		Micra	7/95 on
		Navara	3/92 on
		NX, NX-R	8/91 on
		Pathfinder	11/95 on
		Patrol	9/88 on
		Pintara	1989 on
		Pulsar	11/91-95
			8/95-6/00
			10/95 on
		Skyline	1986 on
	Peugeot	205	
		306	
		405	87-93
	Proton	M21	10/97 on
		Persona	12/96 on
		Satria	2/97 on
			9/99 on
		Wira	1995 on
	SAAB	900/9000	89-93
		9000	90-93
		900i	91-93

Part No.	Make	Model	Year
		900S	1994 on
		93	1999 on
		95	1999 on
	Subaru	Fiori	1990 on
		Forester	7/97 on
			1998 on
		Impreza	4/93 on
			2/94 on
			1997 on
		Liberty	1990 on
			10/91 on
			6/94 on
			8/99 on
		Outback	10/00 on
		SVX	1992 on
	Suzuki	Baleno	4/95 on
			1996 on
		Swift	1990 on
		Vitara	8/90-10/98
			3/95-4/98
			4/98 on
			11/98 on
		X-90	1996 on
	Toyota	Avalon	7/00
		Camry	88-93
			1988 on
			1993 on
			9/97 on
			1997 on
		Celica	10/85-90
			88-90
			12/89-2/94
			1990 on
			3/94-11/99
			2/94 on
			11/99 on
		Corolla	6/89-92
			1989 on
			92-10/94
		Cressida	88-93
		Echo	10/99
		MR2	10/87-2/90
			89-96
			3/90-96
		Paseo	91-4/96
		Supra	86-90
		Tarago	1990 on
	Volkswagen	Bora	2000 on
		Golf	3/94 on
		Passat	1998 on
		Polo	2000 on

Part No.	Make	Model	Year
AC5 (cont.)	Volvo	850	9/92 on
		850R	1996 on
		850T-5, 850T-5R	1993 on
		960	11/91 on
		S40	8/00 on
		S70, V70	4/97 on
			6/97 on
			1997 on
		S70, V70, T5	1997 on
		S80 T6	1998 on
S90	8/96 on		
AC6	Holden	Commodore 8 Cyl	6/99-9/00
			1/00 on
		10/00 on	
Statesman 8 Cyl	6/99 on		
AC8	Ford	Falcon/Fairmont 8 Cyl	9/98 on
		Ka	11/99 on
	Holden	Commodore 6 Cyl	80-84
			80-86
			3/91 on
			4/95 on
			9/97 on
			9/00 on
		Commodore 8 Cyl	
			1989 on
			4/95 on
			9/97 on
		Statesman 6 Cyl	1980 on
			12/91-3/94
			6/94 on
			6/99 on
	Statesman 8 Cyl	1990 on	
	Mercedes-Benz	180E	1991 on
		190E	86-8/93
		230E, GE, TE	85-9/92
		260E	86-9/92
		300E, 300TE	68-76
		300SE, 300SEL	86-3/92
	Peugeot	104	
		204	1976 on
		304S	
		305	
		504	
		505	
			1981 on
	1986 on		
	604	76-6/86	
	Renault	Fuego	82-87
		R14	
		R20TS	
		R21	88-89
1990 on			
R25	90-91		
Toyota	Lexcen	3/93 on	
Triumph	Dolomite		

Part No.	Make	Model	Year

Part No.	Make	Model	Year
Platinum Professional Spark Plugs			
41800	Daihatsu	Terios	1997/00
	Ford	Capri	3/90 on
		Laser	3/90 on
			10/91 on
			2/99 on
		Telstar	1/92 on
	Holden	Astra	9/96 on
			12/01 on
		Barina	4/94 on
			11/97 on
		Jackaroo	2/98 on
		Rodeo	12/97 on
	Hyundai	Excel	10/94 on
			1/98 on
		Grandeur	9/99 on
		Lantra	10/95 on
			2/99 on
		S Coupe	8/92 on
			8/96 on
		Santa Fe	11/00 on
		Sonata	8/98 on
		Trajet	6/00 on
	Kia	Optima	5/01 on
	Mazda	121	87-91
			91-12/96
			94-12/96
			11/96 on
		323	85-8/89
			89-6/94
			10/89-7/94
			8/94-9/98
			9/98 on
		626	1/92-9/97
		929	6/91-7/96
		MX5	94-12/97
			1/98 on
	Mercedes-Benz	C240	11/00 on
		E200K	8/00 on
		E55 AMG	5/97 on
		ML320	11/98 on
		S320	10/98 on
	Mitsubishi	Galant	1993 on
		Lancer	
		Magna	4/96 on
		Nimbus	1993 on
		Triton	10/96 on
		Verada	96-4/99
	Nissan	Maxima	2/95-12/99
			1/00 on
		Micra	7/95 on
		Pathfinder	11/95 on
		Pulsar	11/91-95
	Toyota	Tarago	1990 on
	Volkswagen	Bora	2000 on

Part No.	Make	Model	Year
41801	Alfa Romeo	Alfa 147	3/01 on
		ALFA 156	2/99 on
			3/99 on
			8/00 on
		GTV	7/98 on
		Spider	7/98 on
	Audi	A4	1999 on
			1995 on
			1996 on
		A6	1994 on
			1999 on
		A8	1999 on
		TT Coupe	6/99 on
		TT Roadster	5/00 on
	BMW	316i	1/99 on
		318i	4/91-8/93
			1993 on
			1996 on
			8/98 on
		320i	10/00 on
		323Ci	6/99 on
		323i	8/98 on
		325i	10/00 on
		328i	11/98 on
		330	9/00 on
		523i	9/98 on
		525i	12/00 on
	Daewoo	Cielo	9/95 on
		Lanos	8/97 on
		Nubira	8/97 on
	Daihatsu	Applause	89-12/97
		Charade	10/88 on
		Pyzar	1/97 on
		Sirion	6/98 on
	Eunos	30X	10/92 on
		500	10/92 on
		800	1994 on
	Ford	Capri	3/92 on
		Falcon/Fairmont 8 Cyl	8/99 on
		Festiva	1/97 on
		Laser	3/90 on
			10/94 on
		T Series	1999 on
	Holden	Apollo	4/93 on
		Astra	9/96 on
		Calibra	1995 on
		Jackaroo	1992 on
		Vectra	6/97 on
			11/00 on

ACDelco® Spark Plug Numerical Lists

Part No.	Make	Model	Year
41801 (cont.)	Honda	Civic	94-11/95
		CRX	1992 on
		Integra	1994 on
			10/99 on
		Legend	1991 on
		NSX	1/91 on
			1/98 on
		Prelude	1997 on
	Hyundai	Excel	11/91-10/94
	Jaguar	Sovereign	10/98 on
		XJ8	11/97 on
		XK8	10/96 on
		XKR	5/98 on
	Kia	Carnival	9/99 on
		Credos	6/98 on
		Mentor	1/97 on
		Sportage	1/97 on
	Lexus	ES300	92-8/96
		GS300	11/97 on
			1999 on
		IS200	3/99 on
		LS400	4/90-7/97
			7/97 on
		LS430	11/00 on
		LX470	5/98 on
	Mazda	323	89-6/94
			10/89-7/94
			7/94-9/98
			8/94-9/98
		MX5	1989 on
	Mercedes-Benz	C200K	11/00 on
		SLK200	8/00 on
	Mitsubishi	3000 GT	
		Galant	4/93 on
		Magna	4/96 on
		Starwagon	1995 on
		Verada	96-4/99
	Nissan	200SX	7/94 on
		Bluebird	9/93 on
		EXA	87-10/91
		Infiniti	4/93 on
		Maxima	90-2/95
		NX, NX-R	8/91 on
		Pulsar	8/95-6/00
			10/95 on
	Proton	M21	10/97 on
		Persona	12/96 on
		Satria	2/97 on
			9/99 on
		Wira	1995 on
	Subaru	Forester	7/97 on
		Impreza	2/94 on
		Liberty	1990 on
			6/94 on
			8/99 on
		Outback	10/00 on
		SVX	1992 on

Part No.	Make	Model	Year
	Suzuki	Baleno	1996 on
		Vitara	4/98 on
			11/98 on
	Toyota	Avalon	7/00
		Camry	1988 on
			1993 on
			9/97 on
		Celica	10/85-90
			1990 on
			3/94-11/99
			2/94 on
			11/99 on
		Corolla	1989 on
		Cressida	88-93
		MR2	10/87-2/90
			89-96
			3/90-96
		RAV4	5/00 on
		Supra	86-90
	Volkswagen	Bora	2000 on
		Golf	3/94 on
		Passat	1998 on
		Polo	2000 on
	Volvo	850R	1996 on
		850T-5, 850T-5R	1993 on
		S40	8/00 on
		S70, V70	1997 on
		S70, V70, T5	1997 on
		S80 T6	1998 on
41802	Ford	Capri	10/89 on
		Fairlane 6 Cyl	9/94 on
		Falcon/Fairmont 6 Cyl	10/84-6/99
			3/88-9/98
			9/94 on
			10/96 on
			9/98-4/00
			9/98 on
		Festiva	1991 on
			3/94 on
			1/98 on
		Laser	1986 on
			1987 on
		LTD 6 Cyl	9/94 on
		Meteor	
	Holden	Astra	86-87
			9/96 on
		Calibra	1991 on
	Hyundai	Gemini	1985 on
		Santa Fe	11/00 on
	Kia	Sonata	1990 on
		Mentor	6/98 on
	Mazda	626	86-87
		929	1986
	Nissan	Pulsar	86-87
	Proton	Persona	10/99 on
		Satria	2/97 on
			4/99 on
		Wira	1995 on

Part No.	Make	Model	Year
41804	Toyota	4 Runner	85-90
		Hi-Lux	1986 on
		Lite-Ace	1986 on
		Spacia	1993 on
		Town Ace	1992 on
			1997 on
	Holden	Barina	4/94 on
		Commodore 8 Cyl	4/95 on
			9/97 on
		Jackaroo	1990 on
		Piazza	
		Rodeo	7/88 on
41805	Hyundai		1999 on
		Excel	1995 on
		Lantra	1991 on
			8/92 on
		S Coupe	84-8/92
		Sonata	7/93-8/98
	Mazda	626	86-87
	Mitsubishi	Express/Starwagon	9/90 on
		Galant	89-90
	Nissan	Pulsar	1987 on
41806	Subaru	Sherpa	
	Toyota	Spacia	2/91 on
		Tarago	86-90
			9/90-8/00
	Holden	Commodore 8 Cyl	6/99-9/00
			1/00 on
			10/00 on
		Statesman 8 Cyl	6/99 on
	Eunos	800	1994 on
	Ford	Courier	6/90 on
			1/96 on
		Laser	2/99 on
		Probe	1994 on
		Telstar	12/89 on
			1/92 on
41810	Holden	Calibra	6/94 on
	Honda	Accord	1994 on
		Civic	94-95
			to 95
		CRV	10/97-12/98
		Integra	1994 on
	Mazda	Odyssey	95-12/97
			1/00 on
		Prelude	94-96
		323	9/98 on
41812	Mazda	626	12/89 on
			1/92 on
			9/97 on
		929	12/89-91
			12/89-91
			7/96 on
	Mazda	B2600	1990 on
		Bravo	1/96 on
		Mellinia	
		MPV	
41825	Mazda		
	Mazda		

Part No.	Make	Model	Year
41810	Ford	MX6	12/89 on
			1/92 on
		Cougar	9/99 on
		Fairlane 8 Cyl	2/99 on
		Falcon/Fairmont 8 Cyl	10/92 on
			8/98 on
	Holden		8/99 on
		LTD V8	6/99 on
		Mondeo	4/00
		Mustang	2/01 on
		T Series	1999 on
		Taurus	11/95 on
41812	Mazda	Commodore 6 Cyl	88-00
			4/95 on
			9/97 on
			9/00 on
		Statesman 6 Cyl	6/99 on
		MPV	
	Volvo		8/99 on
		264, 265	74-85
		760	1985 on
			1990
41825	Ford	960	
		Ka	11/99 on
		Commodore 8 Cyl	2000
	Holden	Apollo	4/93 on
		Lexus	ES300
			92-8/96
	Toyota	Camry	88-93
			93-9/97
		MR2	1988 on
		Supra	1988 on

ACDelco® Spark Plug Cross References

ACDelco®	ACDelco®		
	Regular	RapidFire	Platinum
41800	FR2LS	AC5	—
	FR3LS		
	R43XLS		
	R6608		
41801	CR42XLSX	AC4	—
	FR2LS	AC5	
	FR3LS		
	R42XLS		
	R6606		
	R6608		
41802	FR2LS	AC4	—
	R43XLS	AC5	
	R6606		
41804	CR42XLSX	AC4	—
	R42LTS	AC8	
	R42XLS		
41805		AC6	—
41806	R5610	AC3	—
	R8602	AC5	
41810	R42LTS	AC3	—
	R42LTS6	AC8	
	R44LTS6	AC4	
41812	R6602	AC8	—
	R42LTS		
41825	FR2LS	AC5	—
42XLS	—	AC4	
43XLS	—	AC4	
AC2	R44TS	—	
	R44TSX		
AC3	R42LTS	—	41806
	R44LTS6		41810
	R44LTS		
AC4	42XLS	—	41801
	43XLS		41802
	CR42XLSX		41804
	FR2LS		
	R42XLS		
	R43XLS		
	R44TSX		
	R6606		
	R9601		
AC5	FR2LS	—	41800
	FR3LS		41801
	R43XLS		41802
	R5610		41806
	R6606		41825
	R6608		
	R83TS		
	R8602		
AC6		—	41805
AC8	R42LTS	—	41804
	R42LTS6		41810
			41812
CR42XLSX	—	AC4	41801
			41804
FR1LS	—		
FR2LS	—	AC4	41800
		AC5	41801
			41802
			41825
FR3LS	—	AC5	41800
			41801
R41XLS	—		

ACDelco®	ACDelco®		
	Regular	RapidFire	Platinum
R42LTS	–	AC3	41804
		AC8	41810
			41812
R42LTS6	–	AC8	41810
R42XLS	–	AC4	41801
			41804
R43S	–		
R43T	–		
R43TS	–		
R43XLS	–	AC4	41800
		AC5	41802
R44LTS	–	AC3	
R44LTS6	–	AC3	41810
R44TS	–	AC2	
R44TSX	–	AC2	
		AC4	
R83TS	–	AC5	
R85TS	–		
R4600	–		
R5603	–		
R5610	–	AC5	41806
R6602	–		41812
R6603	–		
R6608	–	AC5	41800
			41801
R8602	–	AC5	41806
R9601	–	AC4	

ACDelco® Spark Plug Cross References

Bosch	ACDelco®		
	Regular	RapidFire	Platinum
4101			41800
4102			41800
4105			41810
4116			41802
4117			41802
4201			41800
4202			41800
4205			41810
4216			41802
4217			41802
4225			41804
4227			41801
4228			41800
4229			41806
4230			41806
4232			41802
4418			41801
4419			41806
4458			41812
4459			41810
4477			41804
4478			41802
6105			41810
6231			41812
6234			41802
7500			41802
7501			41802
7509			41802
7525			41806
7553			41801
7554			41800
7555			41800
7556			41800
7557			41800
7559			41806
7560			41800
7562			41806
7565			41812
7571			41810
D7B	R83TS		
D9B	R85TS		
D10B	R85TS		
DR7BC	R83TS		
DR8BC	R85TS		
	R83TS		
DR9B	R85TS		
DR10BC	R85TS		
F03DAR			41801
F04DAR			41801
F6DC			41801
F6DCO			41801
F6DP			41801
F6DP4			41801
F6DSR			41801
F6DTC			41801
F6DTC-1			41801
F7COR2			41801
F7DC	FR1LS		41801
F7LDCR			41801
F7LTCR			41801
F8DC		AC5	41800
F8DCO			41800
F8LCR			41806
F8LDCR			41800

Bosch	ACDelco®		
	Regular	RapidFire	Platinum
F9DC0		AC5	
F9LCR			41806
FR6DC			41801
FR6DCX			41801
FR6DTC			41801
FR7DC	FR1LS		41800
FR7DC0	FR1LS		
FR7DCO			41800
FR7DCX	FR1LS		41800
FR7DP	FR1LS		41800
FR7DP4			41800
FR7DPX	FR1LS		41800
FR7DPX4			41800
FR7DX			41800
FR7LCX			41806
FR8DC	FR2LS	AC5	41800
FR8DC0R	FR2LS		
FR8DCX	FR1LS	AC5	41800
FR8DCY		AC5	
FR8DPX		AC5	41800
FR8DPX4			41800
FR8DS			41800
FR8DX			41800
FR8HC0X			41806
FR8HP0			41806
FR8HP04			41806
FR8LCX			41806
FR8LDC			41806
FR8LPX			41806
FR8LPX4			41806
FR9DC		AC5	
FR9DCX	FR3LS		
FR9HCV		AC5	
FR9LCX			41806
FR10DCX		AC5	
H6D	R42LTS		41812
H6DC	R42LTS	AC8	41812
H6HC		AC8	
H7DC	R42LTS	AC8	41812
H7DC0			41812
H7LDCR			41812
H8B	R43TS		
H8D	R42LTS		41810
H8DC	R42LTS	AC8	41810
H8DC0			41810
H9DC			41810
H9DC0			41810
HR6DC	R42LTS	AC8	41812
HR6DP	R42LTS	AC8	41812
HR6DP6			41812
HR6DS	R42LTS	AC8	41812
HR7DC	R6602		41812
HR8AC	R43T		
HR8AY	R43T		
HR8B	R43TS		
HR8BC	R43TS		
HR8BP	R43TS	AC2	
HR8BPX	R43TS		
HR8DC	R42LTS		
HR8DCX	R42LTS6	AC8	41810
	R42LTS		
HR8DCY	R42LTS6		
HR8DPX	R42LTS	AC3	41810
		AC8	

Use as a guide only. To verify, please check your specific application

ACDelco® Spark Plug Cross References

Bosch	ACDelco®		
	Regular	RapidFire	Platinum
HR8DPX4			41810
HR8DPX6			41810
HR8LPX		AC8	
HR9B	R44TS		
HR9BC	R44TS		
HR9BCY	R44TSX		
	R44TS		
HR9BCZ	R44TSX	AC2	
HR9BP	R44TS	AC2	
		AC3	
HR9BPX	R44TS	AC2	
HR9BPY	R44TSX	AC2	41806
HR9BPZ	R44TSX	AC2	
HR9BY	R44TSX		
HR9D	R42LTS		41810
HR9DC	R44LTS	AC8	41810
	R42LTS		
HR9DCX	R44LTS6	AC3	
	R42LTS	AC8	
HR9DCY	R42LTS6	AC3	
		AC8	
HR9DPX		AC3	
		AC8	
HR9DX	R42LTS		
HR9LCX		AC6	41805
		AC8	
HR9LCY			41805
HR9LPX		AC6	
		AC8	
HR10BC		AC2	
HR10BCX		AC2	
HR10BCY		AC2	
HR10BCZ		AC2	
HR10BY		AC2	
W5D	R42XLS		
W5D1	R42XLS		
W5DC	R42XLS	AC4	
W5DP0	R42XLS	AC4	
W6D			41804
W6D1			41804
W6DC	R42XLS	AC4	41804
W6DI			41804
W6DP0			41804
W7D	R42XLS		41802
W7D0			41802
W7DC	42XLS	AC4	41802
	R42XLS		
W7DC0			41802
W7DCO	R42XLS	AC4	
W7DCT			41802
W7DCX	R42XLS		41802
W7DO	R42XLS		
W7DSR	R42XLS	AC4	41804
W7DT	R42XLS		41802
W7DTC	R42XLS	AC4	41802
W7DX			41802
W8DC	43XLS	AC4	
	R43XLS		
W8DC0		AC4	
W8DTC			41804
W8LCR			41802
W8LPR			41802
W8LPR6			41802
W9DC0		AC4	

Bosch	ACDelco®		
	Regular	RapidFire	Platinum
W9F	R43S		
W9H		AC4	
W10CC		AC4	
W175T30			41802
W175TR30			41802
W200T30			41804
W200TR30			41804
W215T30			41804
WR5DC	R41XLS		
WR6D			41804
WR6DC			41804
WR6DP			41804
WR6DP0			41804
WR6DP4			41804
WR6DS			41804
WR7BP			41802
WR7BP4			41802
WR7D			41802
WR7DC	R42XLS	AC4	41802
WR7DP	R42XLS	AC4	41802
WR7DP4			41802
WR7DP6			41802
WR7DPX			41802
WR7DPX4			41802
WR7DPX6			41802
WR7DS	R42XLS	AC4	41802
WR7DTC			41804
WR7F			41804
WR8CP4			41802
WR8DC	R43XLS	AC4	
WR8DCX	R43XLS	AC4	
WR8DP	R43XLS	AC4	
WR8DS	R43XLS	AC4	
WR8FC	R43S		
WR9DC		AC4	
WR9DP		AC4	
WR9DS		AC4	
WR9F	R43S		
WR9FC	R43S		
WR9FCY	R43S		
WR9FP	R43S		
WR9FY	R43S		
WR9H		AC4	
WR9HC		AC4	
WR9LCX	R9601		
WR9LP		AC4	
WR9LS		AC4	
WR4-1	R85TS		
WR5	R83TS		
WR5VX	R83TS		
XR5	R43S		
ZFR4F-11			41806
ZFR5A-11			41806
ZFR5D-11			41806
ZFR5E-11			41806
ZFR5F	FR2LS	AC5	41806
ZFR5F-11	R8602	AC3	41806
		AC5	
ZFR6A-11			41806
ZFR6E-11			41806
ZFR6F-11	R5610	AC5	41806
ZFR6J-11			41806
ZGR5A			41802
ZGR6B-11	R44TSX	AC4	

ACDelco® Spark Plug Cross References

Champion	ACDelco®		
	Regular	RapidFire	Platinum
15			41805
20			41805
41			41802
45			41810
46			41810
71			41800
103			41805
300			41804
301			41804
302			41802
304			41812
311			41806
318			41806
320			41802
321			41802
322			41802
344			41801
345			41801
346			41801
401			41810
408			41810
415			41804
418			41801
420			41805
426			41801
430			41801
432			41800
434			41806
751			41812
911			41800
917			41802
2013	R42LTS6	AC8	
2015			41805
2018	R43TS		
2021	R85TS		
2025	R43TS		
2037		AC2	
2071		AC5	41800
2079	FR1LS		
2089		AC5	
2095			41801
2103			41805
2105		AC4	
2319	R43XLS	AC4	41802
2320			41802
2401	R42LTS	AC8	41810
2405		AC4	
2407		AC6	
2408	R42LTS	AC8	
2415	R42XLS		41804
2417			41800
3013		AC3	
3015			41805
3034			41806
3071			41800
3322			41802
3344			41801
3401			41810
3408			41810
3415			41804
4011	R85TS		
4013	R42LTS6	AC8	
4019		AC2	
4071		AC5	41800

Champion	ACDelco®		
	Regular	RapidFire	Platinum
4079	R43TS		
4401	R42LTS	AC8	41810
4404	R43XLS	AC4	
4405		AC4	
4408	R42LTS	AC8	
4430			41801
4434	FR1LS		41806
7013	R42LTS6	AC8	
7020		AC8	41805
7031		AC4	
7071		AC5	41800
7345			41801
7346	FR1LS		41801
7401	R42LTS	AC8	41810
7407		AC6	
7408	R42LTS	AC8	41810
BN6Y			41812
BN9Y			41812
BN63Y			41812
EA14PYP			41810
J12YC	R43S		
N7YC	R42XLS	AC4	
N8Y	42XLS		
N9Y	42XLS		41804
N9YC	42XLS	AC4	41804
	R42XLS		
N9YC4			41804
N10Y			41804
N10Y4			41804
N11Y			41802
N11YC	43XLS	AC4	41802
	R42XLS		
N11YC4			41802
N12YC	43XLS	AC4	
QC12YC			41800
RBN9Y			41812
RC7YC	FR1LS		
RC7YCC	FR1LS		
RC8PYP			41801
RC8PYP4	FR1LS	AC4	
RC8YC4	FR1LS		41801
RC9MC4			41806
RC9YC	FR1LS		41801
RC9YC4	FR1LS		41801
RC9YC5	FR1LS		
RC9YCN4			41801
RC10PYP4			41801
RC10YC	FR2LS		
RC10YC4		AC5	41801
RC10YCC	FR2LS		
RC11ZYC4			41806
RC12LC4			41806
RC12MC4		AC5	41806
RC12PEC5			41806
RC12PYP			41800
RC12YC	FR3LS	AC5	41800
RC12YC5		AC5	41800
RC14YC		AC5	
RF9YC	R83TS		
RF11YC	R85TS		
	R83TS		
RF14YC	R85TS		
RF18YC	R85TS		
RJ12YC	R43S		

Use as a guide only. To verify, please check your specific application

ACDelco® Spark Plug Cross References

	<i>ACDelco</i>		
Champion	Regular	RapidFire	Platinum
RN6YC	R41XLS		
RN6YCC	R41XLS		
RN7YC	R42XLS	AC4	
RN9GY			41804
RN9YC	R42XLS		41804
RN9YC4			41804
RN9YCC	R42XLS		
RN10GY			41804
RN10PYP4	R42XLS	AC4	
RN10Y			41804
RN10Y4			41804
RN11Y			41802
RN11YC			41802
RN11YC4	R43XLS	AC4	41802
RN12YC	R43XLS		
RN13LYC	R9601		
RN14MC5		AC4	
RN14MP5		AC4	
RN14YC		AC4	
RN16YC5		AC4	
RS9YC	R42LTS	AC8	41812
RS10LC		AC8	
RS12PLP			41805
RS12PYP			41810
RS12YC	R42LTS	AC8	41810
RS12YC6	R42LTS6		
RS13LYC		AC6	41805
RS13LYC5		AC6	41805
RS14LC		AC6	
RS14YC	R44LTS	AC3	41810
RS14YC6	R44LTS6	AC3	
RS15LYC		AC6	41805
RV8C	R43T		
RV8C6	R43T		
RV9YC	R43TS		
RV12YC6	R44TSX		
RV15YC4	R43TS		
RV17YC		AC2	
RV17YC6		AC2	
RV19YC		AC2	
S9YC			41812
UN10Y			41804

Champion	ACDelco®		
	Regular	RapidFire	Platinum

ACDelco® Spark Plug Cross References

Denso*	ACDelco®		
	Regular	RapidFire	Platinum
J16AR-U11	R9601		41802
J16BR-U11	R43XLS	AC4	41802
K16PR-TP11			41800
K16PR-U11			41800
K16R-U			41800
K16R-U11			41800
K20PR-TP11			41801
K20PR-U11			41801
K20R-U11			41801
MA9PR-U	R85TS		
MA16PR-U11	R85TS		
MA16PR-U15	R85TS		
MA16PRU	R85TS		
MA20PR-U	R83TS		
P16PR11			41802
P16R	R43XLS	AC4	41802
PK16PR-P11			41800
PK16R11			41800
PK20PR-L13			41801
PK20R8			41801
PK20R11			41801
PKJ16CR8			41806
PKJ20CR8			41806
PQ16R		AC5	41800
PQ20R			41801
PQ20R-P8			41801
Q14R-U	FR3LS		
Q16PR-U11		AC5	41800
Q16PR-U15		AC5	41800
Q16R-U	FR2LS		
Q16R-U11		AC5	41800
Q16R-ZU11			41801
Q20PR-U	FR1LS		41801
Q20PR-U11	FR1LS		41801
Q20R-U	FR1LS		41801
Q20R-U11	FR1LS		41801
Q20R-ZU11			41801
T14PR-U15	R44TSX	AC2	
T16BR-U11	R43XLS	AC4	
T16EPR-U	R42LTS	AC3	41810
	R44LTS		
T16EX-U			41810
T16P-U		AC2	
T16PR-U	R44TS	AC2	
T16PR-U11	R44TS	AC2	
T16PR-U15	R44TSX	AC2	
T20EP-U	R42LTS	AC8	41810
T20EPR-U	R42LTS	AC8	41810
T20EPR-U15	R44LTS6		
T20EX-U			41810
T20PR-U	R43TS		
T20R-U	R43T		
T22EP-U			41812
U14EXR-U15		AC4	
W9EPR		AC4	
W9EXR-U		AC4	
W14EP		AC4	
W14EP-U		AC4	
W14EPR-U		AC4	
W14EX-GU		AC4	
W14EX-U		AC4	
W14EX-U11		AC4	
W14EXR-GU		AC4	
W14EXR-U		AC4	

Denso*	ACDelco®		
	Regular	RapidFire	Platinum
W14EXR-U11		AC4	
W16EP	R43XLS	AC4	41802
W16EP-11	R43XLS	AC4	
W16EP-GU	R43XLS	AC4	
W16EP-U	43XLS	AC4	41802
	R43XLS		
W16EP-U10	R43XLS	AC4	41802
W16EP-U11	R43XLS	AC4	
W16EPR-S11			41802
W16EPR-U	R43XLS	AC4	
W16EPR-U10	R43XLS	AC4	
W16ET-S	R43XLS	AC4	
W16ETR-S	R43XLS	AC4	
W16EX-GU	R43XLS	AC4	
W16EX-U	R43XLS	AC4	
W16EX-U11	R43XLS	AC4	41802
W16EX-U13	R43XLS	AC4	41802
W16EXR-GU	R43XLS	AC4	
W16EXR-U	R43XLS	AC4	41802
W16EXR-U11	R43XLS	AC4	41802
W16EXU			41802
W16P-U	R43S		
W16PR-U	R43S		
W16PR-U15	R43S		
W20EP	R42XLS	AC4	41804
W20EP-11	R42XLS	AC4	
W20EP-GU	R42XLS	AC4	
W20EP-U	42XLS	AC4	41804
	R42XLS		
W20EP-U10	R42XLS	AC4	41804
W20EP-U11			41804
W20EPR	R42XLS		
W20EPR-S11	R42XLS	AC4	41804
W20EPR-U	R42XLS	AC4	41804
W20EPR-U10	R42XLS	AC4	41804
W20EPR-U11	R42XLS	AC4	41804
W20ESGU			41804
W20ET-S	R42XLS	AC4	
W20ETR-S	R42XLS	AC4	
W20EX-GU	R42XLS	AC4	
W20EX-U	R42XLS	AC4	41804
W20EX-U11	R42XLS	AC4	41804
W20EX-U13	R42XLS		41804
W20EXR-U	R42XLS		41804
W20EXR-U11	R42XLS	AC4	41804
W20P-U	R43S		
W20PR-U	R43S		
W22EPR-U	R41XLS		
W22EXR-U	R41XLS		

ACDelco® Spark Plug Cross References

Motorcraft	ACDelco®		
	Regular	RapidFire	Platinum
AF52C	R44TS	AC2	
AG12C	R42XLS	AC4	
AG22	42XLS		41804
AG22C			41804
AG32	42XLS		41802
AG32A			41802
AG32C			41802
AG42	43XLS		
AG42C		AC4	
AG52	43XLS		
AG52C		AC4	
AGF12			41812
AGF22			41812
AGFR32	R42LTS		
AGFR32-6	R42LTS6		
AGPR22CD	FR1LS		
AGR22			41804
AGR22C	R42XLS		41804
AGR22CU	R42XLS		
AGR32			41802
AGR32C			41802
AGR42	R43XLS		
AGR252	R42XLS		
AGR252C	R42XLS		
AGRF22			41812
AGRF22C1			41812
AGRF32			41810
AGRF42			41810
AGRF52	R44LTS		
AGS32C		AC5	
AGS12C	R42XLS	AC4	
AGS22C	R43XLS		41804
AGS22C-B4			41804
AGS22C-F4			41804
AGS32C		AC4	41802
AGS32C-B4			41802
AGS32C-F4			41802
AGS32C-F6			41802
AGS33C	R9601		
AGS42C		AC4	
AGS44		AC4	
AGS52C		AC4	
AGS52C-6		AC4	
AGSF22C	R42LTS	AC8	41812
AGSF22PP		AC8	
AGSF22W			41812
AGSF24C		AC8	
AGSF32C	R42LTS	AC8	41810
AGSF32FS			41810
AGSF32P-PM			41810
AGSF33C		AC6	41805
AGSF33C-B6			41805
AGSF33C-F6			41805
AGSF34C		AC6	
AGSF34PP		AC6	
AGSF42C-6	R44LTS6	AC3	
AGSF42C6	R44LTS6		
AGSF43C		AC6	41805
AGSF52C	R44LTS	AC3	
AGSP22C		AC5	41801
AGSP32			41800
AGSP32C			41800
AGSP32PP			41800
AGSP33C			41806

Motorcraft	ACDelco®		
	Regular	RapidFire	Platinum
AGSP52	FR2LS		
AGSP52P		AC5	
ARF42-6	R44TSX		
AS42C-6	R43S		
ASF4C-5	R43T		
ASF32	R43TS		
ASF32C	R44TS		
	R43TS		
ASF32C-6	R43TS		
ASF32P	R43TS		
ASF42C	R44TS	AC2	
ASF42C-7	R44TSX	AC2	
ASF42P	R44TS	AC2	
ASF52C	R44TS	AC2	
ASF52C-7	R44TSX	AC2	
AWSD22M			41812
AWSF22C			41812
AWSF22F	R42LTS	AC8	
AWSF22FM	R42LTS	AC8	41812
AWSF22FM1			41812
AWSF32C	R42LTS	AC8	
AWSF32E	R42LTS	AC8	
AWSF32EE	R42LTS	AC8	
AWSF32F	R42LTS	AC8	
AWSF32P	R42LTS	AC8	
AWSF32PP	R42LTS	AC8	
AWSF42C	R44LTS	AC3	
AWSF42EE	R44LTS	AC3	
AWSF42P	R44LTS	AC3	
AWSF42PP	R44LTS	AC3	
AWSF52C	R44LTS	AC3	
BF22	R83TS		
BF42C	R83TS		
BF82C	R83TS		
BRF32	R83TS		
BRF42	R85TS		
BSF42C	R83TS		
BSF82C	R83TS		

ACDelco® Spark Plug Cross References

NGK	ACDelco®		
	Regular	RapidFire	Platinum
910			41802
911			41802
913			41804
914			41804
915			41804
920			41802
923			41804
924			41804
927			41802
929			41804
935			41802
942			41802
1041			41806
1094			41812
1128			41804
1148			41825
1233			41802
1257			41801
1263			41804
1266			41825
1269			41825
1273			41825
2072			41802
2087			41800
2097			41825
2140			41802
2212			41804
2215			41801
2238			41812
2249			41801
2251			41825
2262			41806
2271			41800
2288			41801
2300			41800
2330			41825
2341			41801
2355			41800
2382			41800
2391			41800
2397			41801
2441			41825
2460			41800
2485			41801
2487			41800
2526			41800
2546			41800
2647			41800
2738			41802
2743			41801
2756			41801
2761			41800
2851			41802
2867			41800
2890			41800
2950			41825
2978			41801
3000			41800
3100			41801
3141			41801
3173			41802
3183			41801
3268			41800
3271			41806

NGK	ACDelco®		
	Regular	RapidFire	Platinum
3344			41812
3346			41812
3350			41825
3440			41800
3452			41800
3488			41812
3500			41800
3526			41812
3539			41801
3540			41801
3546			41801
3573			41802
3623			41810
3686			41800
3696			41801
3720			41825
3738			41802
3741			41806
3753			41825
3783			41801
3930			41802
3964			41800
3967			41800
3971			41802
4014			41801
4043			41806
4045			41801
4115			41801
4134			41800
4233			41804
4291			41806
4302			41800
4363			41800
4435			41806
4497			41825
4539			41804
4563			41825
4588			41800
4642			41800
4651			41801
4688			41802
4728			41802
4875			41802
4930			41825
4936			41806
4984			41802
5084			41806
5089			41804
5165			41806
5182			41800
5275			41825
5373			41805
5428			41804
5459			41800
5553			41801
5555			41801
5584			41806
5585			41806
5632			41825
5664			41825
5724			41801
5839			41802
6029			41802
6130			41825

ACDelco® Spark Plug Cross References

NGK	ACDelco®		
	Regular	RapidFire	Platinum
6261			41804
6262			41825
6323			41825
6411			41804
6427			41804
6437			41801
6696			41825
6764			41804
6779			41825
6880			41802
6937			41802
6953			41800
6962			41801
7133			41804
7210			41825
7252			41800
7327			41802
7333			41804
7334			41804
7373			41800
7390			41800
7477			41800
7496			41825
7532			41804
7634			41802
7726			41804
7727			41804
7732			41802
7734			41802
7827			41804
7832			41802
7834			41804
7841			41801
7938			41800
AFR6F-11			41806
AP5FS	R83TS		
AP6FS	R83TS	AC5	
APR5FS	R85TS		
APR6FS	R83TS	AC5	
B5ES		AC4	
B5EV		AC4	
BCP5ES	FR3LS	AC5	41825
BCP5EV	FR3LS	AC5	41825
BCP5EVX		AC5	41825
BCP6ES			41825
BCP6ES-11	FR2LS	AC5	41825
BCP6ET			41825
BCP6EV	FR2LS	AC5	41825
BCP6EVX		AC5	41825
BCP7ES	FR1LS		
BCP7ES-11	FR1LS		
BCP7EV	FR1LS		
BCPR4ES	FR2LS		
	FR3LS		
BCPR5E-11			41825
BCPR5EP-8		AC5	41825
BCPR5EP-11		AC5	41825
BCPR5ES	FR2LS	AC5	41825
	FR3LS		
BCPR5ES-11	FR3LS	AC5	41825
BCPR5EVX-11		AC5	41825
BCPR5EY	FR2LS	AC5	41825
	FR3LS		

NGK	ACDelco®		
	Regular	RapidFire	Platinum
BCPR5EY-11	FR3LS	AC5	41801
			41825
BCPR5EY-N-11			41825
BCPR6E	FR1LS	AC5	41825
BCPR6E-11	FR2LS	AC5	41825
BCPR6EP-11	FR2LS	AC5	41825
BCPR6EP-N-8		AC5	41825
BCPR6EP-N-11	AC5	AC5	41825
BCPR6ER			41825
BCPR6ES	FR1LS	AC5	41825
	FR2LS		
BCPR6ES-11	FR2LS	AC5	41825
BCPR6EVX-11		AC5	41825
BCPR6EY-11		AC5	41825
BCPR6EY-N-11	AC5	AC5	41825
BCPR7ES	FR1LS		
BCPR7ES-11	FR1LS		
BCPR7EVX-11	FR1LS		
BCRE527Y		AC5	
BK5E		AC5	
BK5E-11		AC5	
BK6E		AC5	
BK6E-11		AC5	
BKE5EVX		AC5	
BKR4E		AC5	
BKR4EVX		AC5	
BKR5E		AC5	41800
BKR5E-11	FR2LS	AC5	41800
	FR3LS		41801
BKR5E-N-11		AC5	41800
BKR5EIX-11		AC5	41800
BKR5EK	R6608	AC5	41800
			41801
BKR5EKB-11		AC5	41800
BKR5EKP-11			41800
BKR5EKU		AC5	41801
			41800
BKR5EKUP		AC5	41800
BKR5EN-11			41800
BKR5EP-11	FR3LS	AC5	41800
BKR5ES		AC5	41800
BKR5ES-11	FR3LS	AC5	41800
BKR5EVX			41800
BKR5EVX-11	FR3LS	AC5	41800
BKR5EY		AC5	41800
BKR5EY-11		AC5	41800
BKR5EY-A			41800
BKR5EY-A-11			41800
BKR5EYA-11	FR3LS	AC5	41800
BKR6E	FR1LS	AC5	41801
	FR2LS		
BKR6E-11	FR2LS	AC4	41800
	R6606	AC5	41801
BKR6E-N-11	FR2LS	AC5	41801
BKR6EK	FR2LS	AC4	41801
		AC5	
BKR6EKC	R5603		
BKR6EKPA+		AC5	41801
BKR6EKP-11	FR2LS	AC5	41801
BKR6EP-8	FR2LS	AC5	41801
BKR6EP-11	FR2LS	AC5	41801
BKR6EPQUP		AC5	41801
BKR6EQUP		AC5	41801

ACDelco® Spark Plug Cross References

NGK	ACDelco®		
	Regular	RapidFire	Platinum
BKR6ES	FR1LS FR2LS	AC5	41801
BKR6ES-11	FR2LS	AC5	41801
BKR6EVX	R42XLS	AC4 AC5	41801
BKR6EVX-11			41801
BKR6EY	FR2LS	AC5	41801
BKR6EYA			41801
BKR7E	FR1LS		
BKR7VX-11	FR1LS		
BKUR6ET		AC5	41801
BKUR6ET-10		AC5	41801
BP4ES		AC4	
BP5EA-L		AC4	41804
BP5EA-L-11		AC4	41804
BP5EAL			41804
BP5EAL-11			41804
BP5EFS	R44LTS		41810
BP5ES	43XLS R43XLS	AC4	41802
BP5ES-11	43XLS R43XLS	AC4	41802
BP5ES-13	R43XLS	AC4	
BP5EV	R43XLS	AC4	
BP5EY	43XLS R43XLS	AC4	41802
BP5FS	R44TS	AC2	
BP6EA	R42XLS	AC4	
BP6EFS	R42LTS	AC3 AC8	41810
BP6EFS-13	R42LTS6	AC8	
BP6EK-A			41804
BP6EKA			41804
BP6EQ-13			41804
BP6ES	42XLS 43XLS	AC4	41804
BP6ES-11	42XLS CR42XLSX R42XLS	AC4	41804
BP6ES-13			41804
BP6ET			41804
BP6EV	R42XLS	AC4	41804
BP6EY	42XLS R42XLS	AC4	41804
BP6EY-11	42XLS R42XLS	AC4	
BP6FS	R43T		
BP6S	R43S		
BP7EFS	R42LTS	AC8	41812
BP7EFVX			41812
BP7ES	R41XLS		
BP7EV	R41XLS		
BPR2ES		AC4	
BPR4ES		AC4	
BPR4ES-11		AC4	
BPR4ES-13		AC4	
BPR4EVX		AC4	
BPR4EY	R9601	AC4	
BPR5EA		AC4	
BPR5EA-L	R43XLS	AC4	41804
BPR5EA-L-11	R43XLS	AC4	41804
BPR5EAL			41804
BPR5EAL-11			41804
BPR5EFS	R44LTS		41810

NGK	ACDelco®		
	Regular	RapidFire	Platinum
BPR5EFS-13	R44LTS6	AC3	
BPR5EFS-15	R44LTS6		
BPR5EKU			41802
BPR5EP			41802
BPR5EP-11	R43XLS	AC4	41802
BPR5ES	R43XLS	AC4	41802
BPR5ES-11	FR2LS R43XLS R6606	AC4 AC5	41800 41802
BPR5ES-15			41802
BPR5EV	R43XLS	AC4	41802
BPR5EVX	R43XLS	AC4	41802
BPR5EVX-11	R43XLS		41802
BPR5EY	R43XLS	AC4	41802
BPR5EY-11	R43XLS	AC4	41802
BPR5FS	R44TS	AC2	
BPR5FS-15	R44TSX	AC2	
BPR6E	R42XLS		
BPR6EF	R42LTS	AC8	41804
BPR6EFS	R42LTS	AC3 AC8	41810
BPR6EFS-15	R42LTS6	AC8	41810
BPR6EK-A			41804
BPR6EKN			41804
BPR6ES	R42XLS	AC4	41804
BPR6ES-11	CR42XLSX R42XLS	AC4	41801 41804
BPR6EVX	R42XLS	AC4	41804
BPR6EVX-11			41804
BPR6EY	R42XLS	AC4	41804
BPR6EY-11	R42XLS	AC4	41804
BPR6FS	R43TS		
BPR7E	R41XLS		
BPR7EF		AC8	
BPR7ES	R41XLS		
BPR7EY	R41XLS		
BR6FS	R43T		
BR7EF	R42LTS		41812
BR7EFS	R42LTS		41812
BRE527Y-11	R9601	AC4	41802
BRE529Y-11			41802
BU6EFSZ			41812
BUR6EA			41804
BUR6EA-11	R42XLS	AC4	41804
FR4	FR3LS	AC5	
FR5		AC5	41800
FR5-1			41800
FR5AP-10			41800
FR45		AC5	41800
GR4		AC4	
GR4VX		AC4	
GR5	R43XLS R42XLS	AC4	41802
GR5VX	R42XLS	AC4	41802
GR45		AC4	
GR55	R42XLS	AC4	
IFR5A-11			41800
IFR5D10		AC5	41800
IFR6D10		AC5	41801
IFR6T-11			41801
IFR6T11		AC5	41801
PBR5EVX-11		AC4	
PFR5A-11			41800
PFR5B-11		AC5	41800

Use as a guide only. To verify, please check your specific application

ACDelco®

Spark Plug Cross References

NGK	ACDelco®		
	Regular	RapidFire	Platinum
PFR5B-11B			41800
PFR5G-11	FR2LS	AC5	41800
	FR3LS		
PFR5G-11E			41800
PFR5G-13E			41800
PFR5J-11	FR2LS	AC5	41801
			41800
PFR5L-11			41800
PFR5N-11		AC5	41800
PFR6A-11		AC5	41801
PFR6B		AC5	41801
PFR6B-11	FR2LS	AC5	41801
PFR6C-11			41801
PFR6G		AC5	41801
PFR6G-11		AC5	41801
PFR6G-13			41801
PFR6J-11	FR2LS	AC5	41801
	FR3LS		
PFR6L-11			41801
PFR6L-13			41801
PFR6N-11		AC5	41801
PFR6Q		AC5	41801
PGR5A-11		AC4	41802
PGR5C-11		AC4	41802
PGR6A			41804
PGR6A-11			41804
PGR6B			41804
PRF5C-11			41800
PRF6B-9			41801
PTJ16R15		AC6	41805
PTR5D-10		AC3	41810
PZFR5F			41806
PZFR5F-11			41806
PZFR6F-11		AC5	41801
			41806
PZTR5A-15		AC6	41805
PZTRA-15		AC6	41805
RC8PYP		AC5	41801
RC8PYP4		AC5	41801
RC8PYPB4		AC5	41801
RC10PYP4		AC4	41801
		AC5	41804
RN10PYP4		AC4	41804
RS9PYP4		AC8	41812
RS12PYP		AC3	41810
SR5	R42LTS	AC8	
SR5-1VX	R42LTS	AC8	
SR5VX	R42LTS	AC8	
TR4-2		AC6	41805
TR4-2VX		AC6	41805
TR5	R44LTS	AC8	41812
TR5-1		AC8	
TR5-1VX		AC8	
TR5VX	R42LTS	AC3	41810
		AC8	
TR55IX		AC3	41810
TR55VX	R44LTS6	AC3	41810
UR4	R44TS	AC2	
UR4VX	R44TS	AC2	
UR5	R43TS		
UR45	R44TSX	AC2	
UR55VX	R43TS		
W8LCR	R6606		
WR4-1	R85TS		

NGK	ACDelco®		
	Regular	RapidFire	Platinum
WR5	R83TS		
WR5VX	R83TS		
XR5	R43S		
ZFR4F-11			41806
ZFR5A-11			41806
ZFR5D-11			41806
ZFR5E-11			41806
ZFR5F	FR2LS	AC5	41806
ZFR5F-11	R8602	AC3	41806
		AC5	
ZFR6A-11			41806
ZFR6E-11			41806
ZFR6F-11	R5610	AC5	41806
ZFR6J-11			41806
ZGR5A			41802
ZGR6B-11	R44TSX	AC4	

Supersessions & Deletions

















































[illegible]

76 *F=Flat. NR=NonResistor. R=Resistor or Ribbed. S=Smooth. T=Tapered.*


Spark Plug Metric/Imperial Gap Conversion Table

mm	0.4	0.5	0.6	0.7	0.8	0.9	1.0	1.1	1.2	1.3	1.4	1.5	1.6	...	2.0
inches	.016	.020	.024	.028	.032	.036	.040	.044	.048	.052	.056	.060	.064080

Platinum Professional Plugs

	Part No (Repeated)	Installed Height (mm)	Nose Insulator	Long Nose	Terminal Type (Solid or Loose)	No. Of Electrodes	Electrode Type	Electrode Enhancements	Ground electrode Material	Centre Electrode Material	Reinforced elec- trodes	Side Wire Thickness (mm)	SideWire Width (mm)	LVR (k ohm)	HVR (k ohm)																																																
	41800	50.98	PAF	No	S	1	J-Type-1	Pt-2	Ni	Cu+Pt	No	1.52	2.8	$C_v \leq 0.3$	2k-20k																																																
	41801	50.98	PAF	No	L	1	J-Type-1	Pt-2	Ni	Cu+Pt	No	1.52	2.8	$C_v \leq 0.3$	2k-20k																																																
	41802	56.49	PAF	No	L	1	J-Type-1	Pt-2	Ni	Cu+Pt	No	1.52	2.8	$C_v \leq 0.3$	2k-20k																																																
	41804	56.49	PAF	No	L	1	J-Type-1	Pt-2	Ni	Cu+Pt	No	1.52	2.8	$C_v \leq 0.3$	2k-20k																																																
	41805	52.78	PAF	No	S	1	J-Type-1	Pt-2	Ni	Cu+Pt	No	1.27	2.8	$C_v \leq 0.3$	2k-20k																																																
	41806	50.98	PAF	Yes	S	1	J-Type-1	Pt-2	Ni	Cu+Pt	No	1.52	2.8	$C_v \leq 0.3$	2k-20k																																																
	41810	52.78	PAF	No	S	1	J-Type-1	Pt-2	Ni	Cu+Pt	No	1.52	2.8	$C_v \leq 0.3$	2k-20k																																																
	41812	52.78	PAF	Yes	S	1	J-Type-1	Pt-2	Ni	Cu+Pt	No	1.52	2.8	$C_v \leq 0.3$	2k-20k																																																
	41814	49.66	PAF	No	S	1	J-Type-1	Pt-2	Ni	Cu+Pt	No	1.52	2.8	$C_v \leq 0.3$	2k-20k																																																
	41825	52.98	PAF	No	S	1	J-Type-1	Pt-2	Ni	Cu+Pt	No	1.52	2.8	$C_v \leq 0.3$	2k-20k																																																
	41829	50.98	PAF	No	S	1	J-Type-1	Pt-2	Ni	Cu+Pt	No	1.52	2.8	$C_v \leq 0.3$	2k-20k																																																
<div> <h3>Spark Plug Metric/Imperial Gap Conversion Table</h3> <table> <tr> <th>mm</th><th>0.4</th><th>0.5</th><th>0.6</th><th>0.7</th><th>0.8</th><th>0.9</th><th>1.0</th><th>1.1</th><th>1.2</th><th>1.3</th><th>1.4</th><th>1.5</th><th>1.6</th><th>...</th><th>2.0</th></tr> <tr> <td></td><td></td><td></td><td></td><td></td><td></td><td></td><td></td><td></td><td></td><td></td><td></td><td></td><td></td><td></td><td></td></tr> <tr> <th>inches</th><th>.016</th><th>.020</th><th>.024</th><th>.028</th><th>.032</th><th>.036</th><th>.040</th><th>.044</th><th>.048</th><th>.052</th><th>.056</th><th>.060</th><th>.064</th><th>...</th><th>.080</th></tr> </table> </div>																mm	0.4	0.5	0.6	0.7	0.8	0.9	1.0	1.1	1.2	1.3	1.4	1.5	1.6	...	2.0																	inches	.016	.020	.024	.028	.032	.036	.040	.044	.048	.052	.056	.060	.064080
mm	0.4	0.5	0.6	0.7	0.8	0.9	1.0	1.1	1.2	1.3	1.4	1.5	1.6	...	2.0																																																
																																																															
inches	.016	.020	.024	.028	.032	.036	.040	.044	.048	.052	.056	.060	.064080																																																

Abbreviations

	Notes
a/see	Also See
Com.	Commercial
Cu	Copper
Cv	Voltage Coefficient
Disc'd	Discontinued Part
EFI	Electronic Fuel Injection
HVR	Resistance measurement with an applied voltage present (as per ISO 11565)
ID	Inner Diameter
L	Loose
lb. ft.	Pound Feet. A measure of torque. Also known as Foot Pounds.
LVR	Low Voltage Resistance
Max	Maximum
Mg	Magnesium
mm	Millimetre
N	New part number - available from approx. August 2004 (If in notes column)
Ni	Nickel
nm	Newton Meters. A measure of torque.
NR	Non Resistor
OD	Outer Diameter
Pt	Platinum
R	Resistor (also Ribbed)
S	Solid
T	To be deleted when stocks depleted (If in notes column)
w/	with
w/o	without
XRef	Cross References

Notes

1	Use the manufacturer's recommended gap for LPG engines and for dual fuel conversions reduce the gap by about 25% (e.g. 1.0 mm to 0.75 mm)
N	New part number - available from approx. August 2004 (If in notes column)
T	To be deleted when stocks depleted



Fax Feedback Form

Help keep the information in this catalogue accurate and as up to date as possible. If you find a discrepancy or wish to make a suggestion, please write it down here, photocopy this page, and fax it back to us on (03) 9797 7380. Thank you.

Re: ACDelco Spark Plugs Catalogue 2004/1

<i>Page #</i>	<i>Make/Model</i>	<i>Comment</i>

Your Details

Name

Company

Address

City

State

P/Code

Phone

Fax

ACDelco®
Automotive Parts

